



STAP
VOOR
STAP

BRITT DEKKER

PAARDEN en PONY'S TEKENEN



Met tekeningen van
Bianca van Loon

Dit boek is van:





INLEIDING

KLAAR VOOR DE START

Britt is dol tekenen. Vooral haar paarden George, Eve en Rainbow. Ook pony's tekent ze graag.

Met dit boek leer je in 15 stappen hoe dat moet.

Wat heb je nodig?

Een goed tekenpotlood,
een gum
en kleurpotloden of -stiften.

De roze lijnen geven aan wat je in elke nieuwe stap moet tekenen. Voordat je begint met inkleuren, gum je in de een-na-laatste stap alle hulplijnen weg, zoals in het voorbeeld. Als je alle paarden en pony's hebt geoefend, kun je ze in elk landschap tekenen.


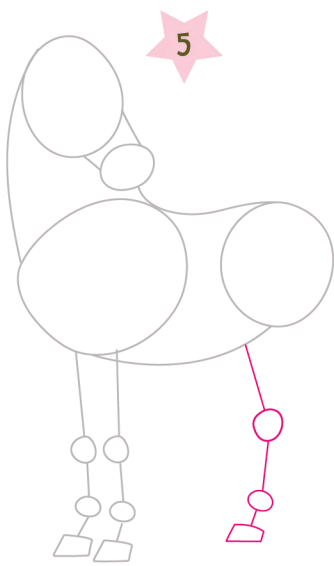
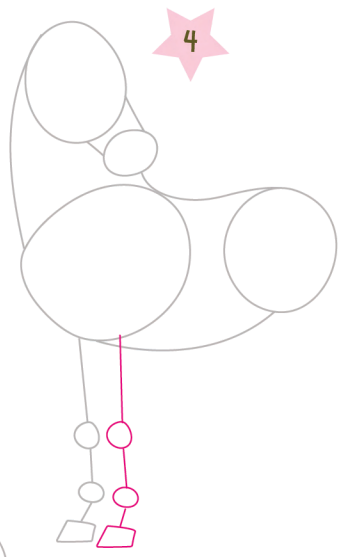
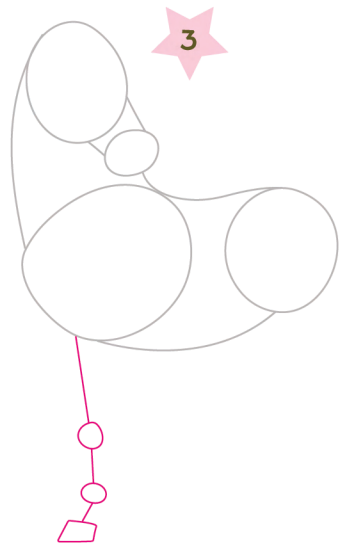
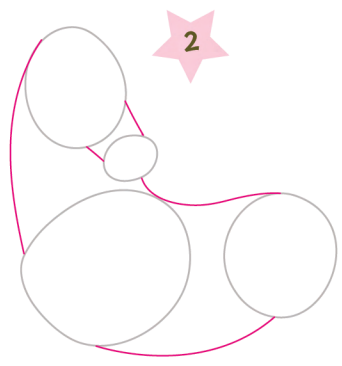

Doe je mee?

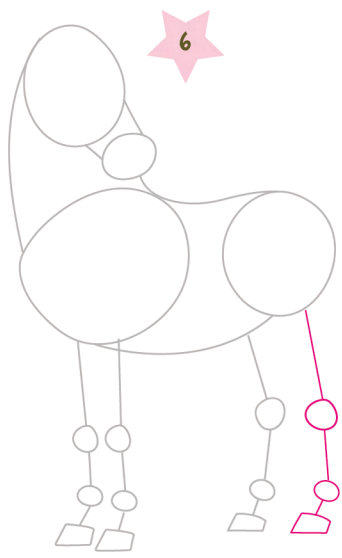




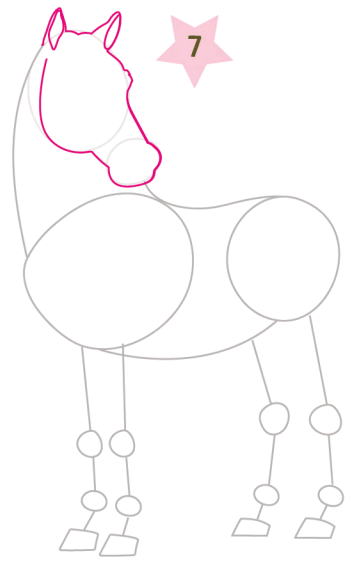
George








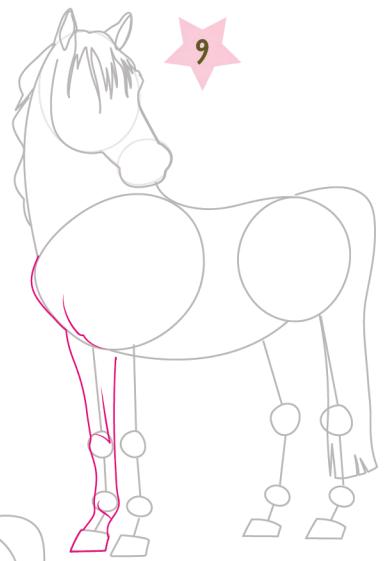
6



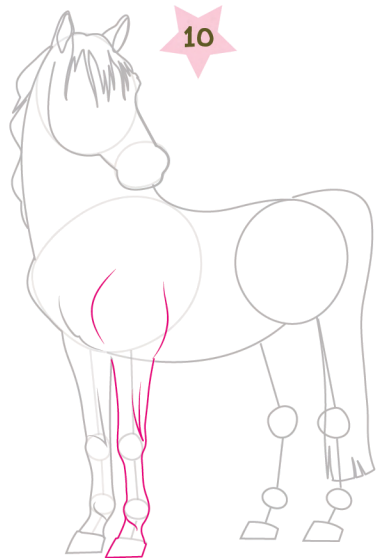
7




8








9




10











Verzorging





tekenvoorbeeld

