



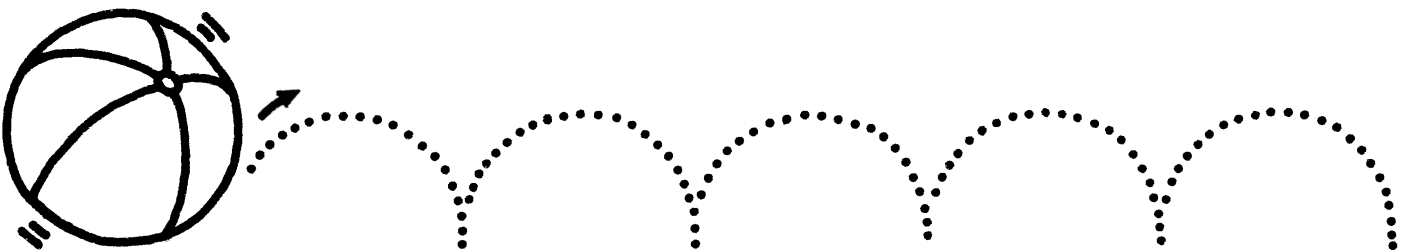



schrijven

Goed gedaan!



Neem je potlood goed vast en schrijf ermee over de stipjes.
Zorg dat je er niet naast schrijft!




doel: LANGE LIJNEN LEREN TEKENEN VOLGENS DE SCHRIJFRICHTING





observeren

Flink zo!



Deze twee tekeningen lijken erg op elkaar. Toch zijn ze niet helemaal hetzelfde. Vind jij vijf verschillen? Geef ze aan met een kruisje.






tekenen
kleuren


Knap van mij!



Teken met je potlood over de stipjes van deze leuke paddenstoel. Daarna mag je de paddenstoel een mooie kleur geven.



doel: GEBOGEN LIJNEN LEREN TEKENEN








observeren




tekenen

omcirkelen

Bravo!



Kijk goed naar de figuren die bovenaan staan. Zoek ze in de grote tekening en trek er een kring rond.




Schrijf daarna over de stippen van het konijn.








schrijven


Goed gedaan!



Maak boogjes en hoeken door met je potlood over de stippen te schrijven.




doel: LANGE LIJNEN LEREN TEKENEN VOLGENS DE SCHRIJFRICHTING












observeren

kleuren

Flink zo!




In elke rij staat telkens een figuur die in de andere richting wijst. Geef die figuur een mooie kleur.






schrijven


Knap van mij!



Wijs Appeltje de juiste weg naar de boom.



Schrijf met je potlood over de stipjes van de appel.



doel: EEN ONONDERBROKEN LIJN LEREN TEKENEN

