





# verbinden

Knap van mij!



Zo tel je van 1 tot 5: 1, 2, 3, 4, 5! Verbind nu de punten in de juiste volgorde. Wat heb je getekend?




doel: VERTROUWD RAKEN MET DE VOLGORDE VAN DE CIJFERS




tellen  
schrijven


Flink zo!



Hoeveel kokosnoten heeft Sammie Aap in zijn hand? Juist, één!  
Neem je potlood en schrijf ermee over  
het cijfer een.




1 1 1 1 1 1 1 1


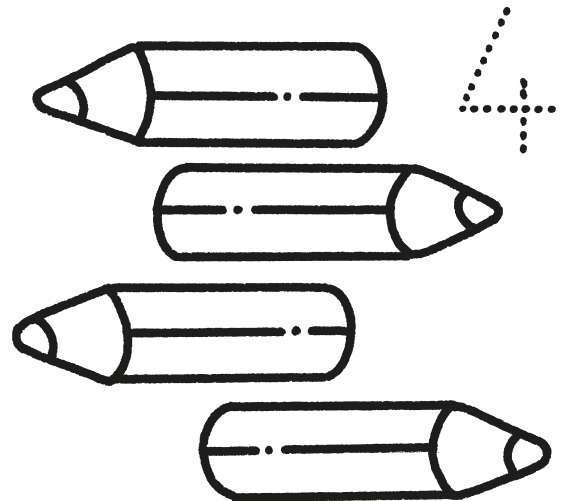





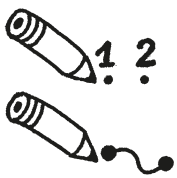
tellen  
schrijven

Bravo!



Tel het aantal figuren in elk groepje. Schrijf daarna met je potlood over de stipjes van de cijfers die erbij staan.








tellen

verbinden

Goed gedaan!



Tel de veren op het hoofd van elk indiaantje. Verbind ze daarna telkens met het juiste aantal veren.







tellen

kleuren

Knap van mij!



Welke cijfers staan op de rug van Tim en Sofie? Neem je potloden en kleur telkens evenveel ballonnen als de cijfers aangeven.














tellen

kleuren

Flink zo!




Kijk eerst goed naar de bolletjes in de vakjes. Kleur nu in elke rij evenveel figuren als er bolletjes zijn.










tellen  
kleuren

Bravo!



Kleur in elk groepje twee figuren in je lievelingskleur!



doel: DE HOEVEELHEID TWEE LEREN KENNEN

