


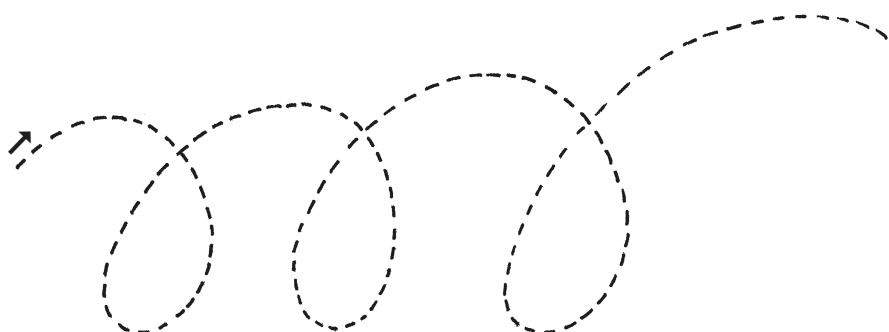

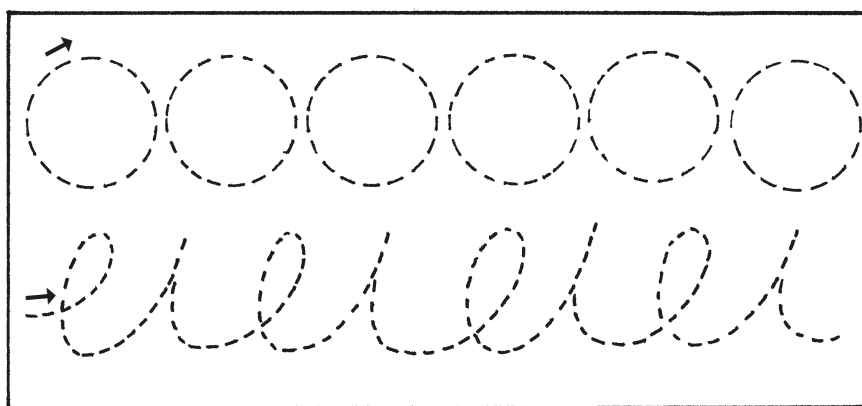
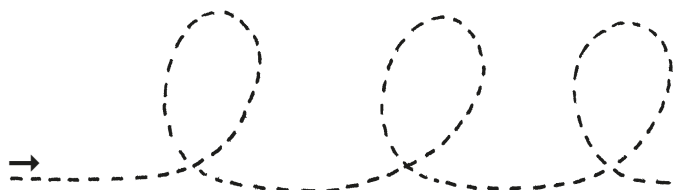
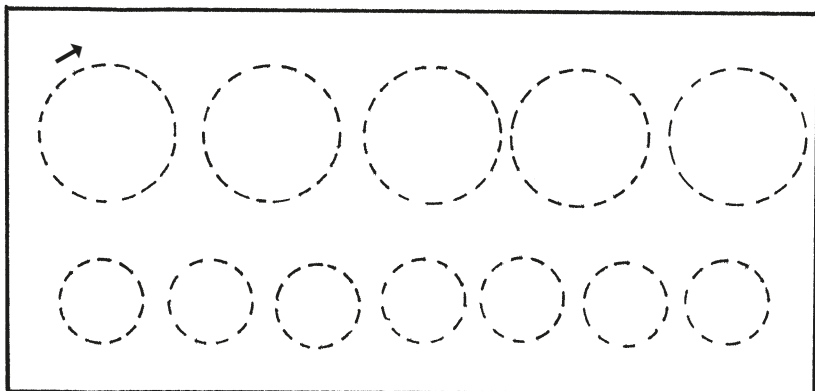


schrijven

Knap van mij!




Neem je potlood en schrijf zorgvuldig over de cirkels en boogjes.
Zorg dat je je potlood goed vasthoudt!





schrijven

Bravo!



Dit zijn de eerste letters van het alfabet!
Ga met je potlood over de stipjes. Probeer
daarna helemaal alleen verder te schrijven.



a a a

a a a

b b b

b b b

c c c


c c c

d d d

d d d

e e e


e e e





lezen
invullen

Flink zo!



Lees de zinnen aandachtig. Vul daarna bij elke zin het juiste woord in. Kies uit de woordjes die erbij staan.

teen
neus
duim




ik heb een lange

ik ben



jarig
vies
weg

geen
drie
lange




ik heb poten

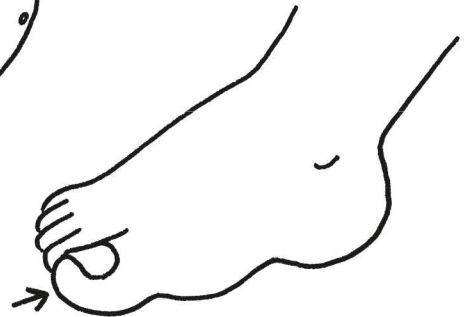






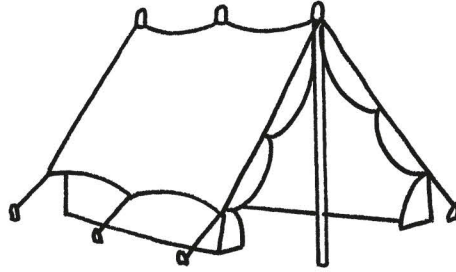
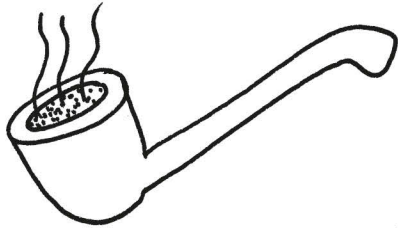


kleuren

Goed gedaan!




Kijk goed naar deze figuren. Kleur alle figuren die met een t beginnen groen. De figuren die met een p beginnen kleur je rood.





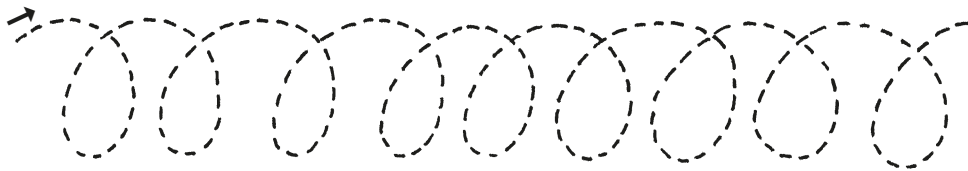
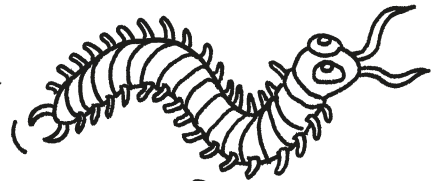



schrijven

Knap van mij!




Maak mooie boogjes en lussen! Schrijf over de stipjes.



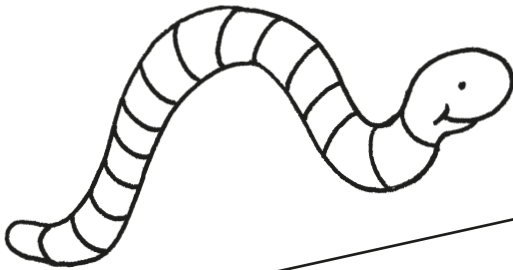


schrijven
verbinden

Bravo!

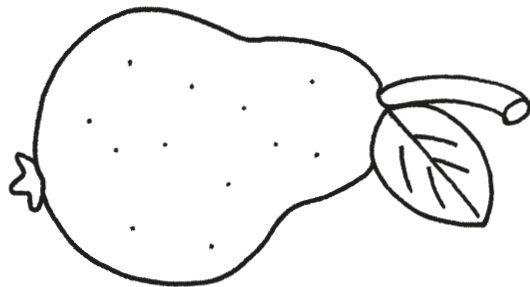
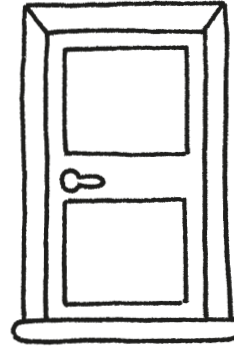


Schrijf eerst bij elke figuur het juiste woord. Verbind daarna de letters van jouw woord met de letters die in het midden staan. Kijk naar het voorbeeld.




worm


d
m
e
o
w
u
r
r



f
e
e
i
r
e
p
t
s




r
e
k
s
i
o
e





schrijven

Flink zo!



Letters schrijven is niet moeilijk. Schrijf eerst over de stipjes van de letters en oefen daarna alleen verder.

Handwriting practice lines for the letter 'd'. Each row contains three examples: a solid letter, a dotted letter for tracing, and a solid letter. The rows are: 1) lowercase 'd', 2) lowercase 'd', 3) lowercase 'g', 4) lowercase 'g', 5) lowercase 'h', 6) lowercase 'h', 7) lowercase 'i', 8) lowercase 'i', 9) lowercase 'j', 10) lowercase 'j'.



