





Het eerste
TEKEN



stap voor stap
BOEK



Lannoo

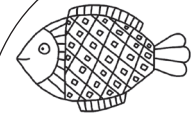


Wil je graag leren tekenen als een échte kunstenaar? Dan is dit boek écht iets voor jou! Volg de stappen en maak zo een prachtige tekening.

Elke tekening heeft 6 stappen. Elke stap voegt een klein detail toe, zodat je gemakkelijk een prachtig resultaat krijgt.

De eerste stap is op elke bladzijde al getekend, ofwel teken je verder in dit boek ofwel teken je die eerste stap over op een blaadje papier.


Grijp je potlood en tekenen maar!





Dit boek is van

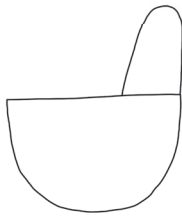
.....



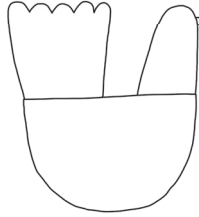


Fraaie vogel

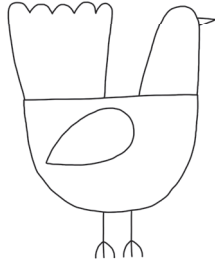
1



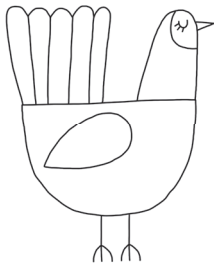
2



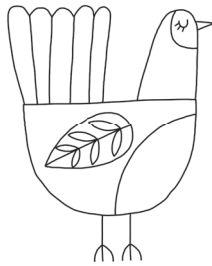
3



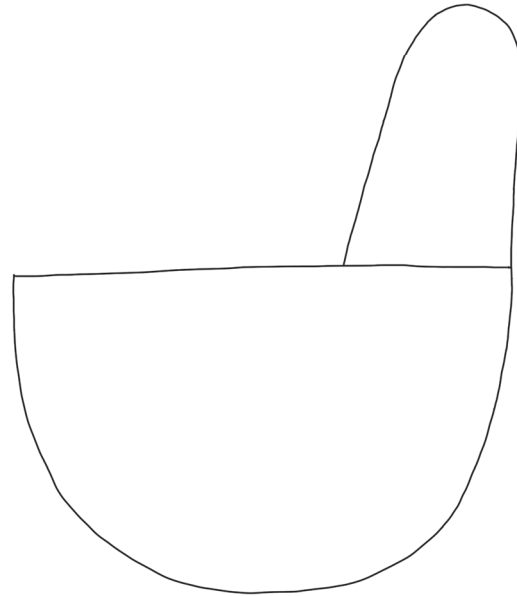
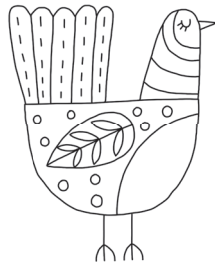
4



5



6



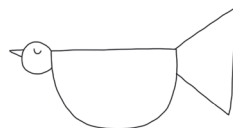


Vliegende vogel

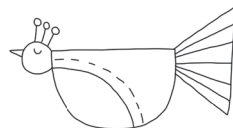
1



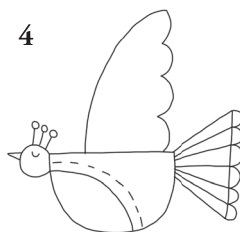
2




3



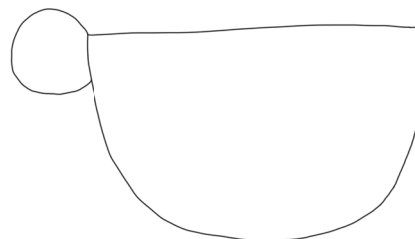

4



5



6





Cupcake

1



2



3



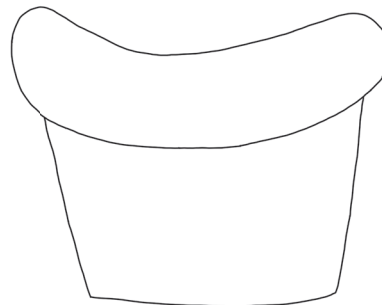
4



5



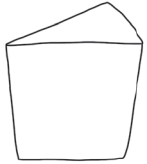
6






Taart


1



2



3



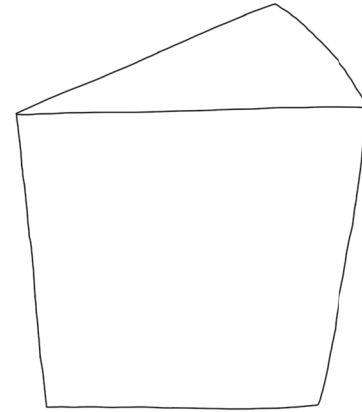
4



5



6





Bont boeket


1



2



3




4



5



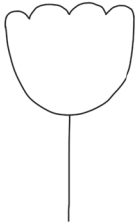
6



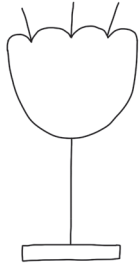


Trotse tulp


1




2



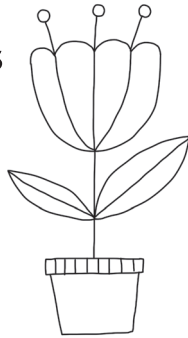
3



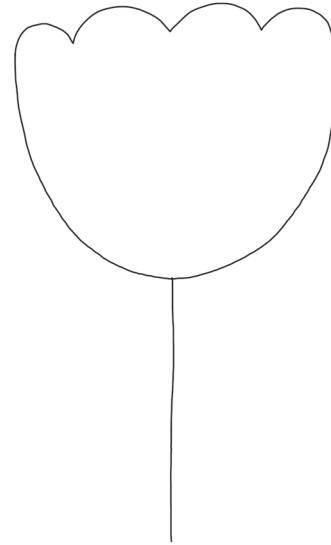

4



5



6



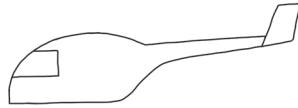


Helikopter

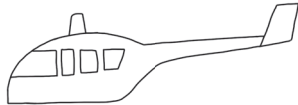
1



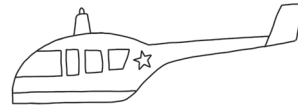
2




3



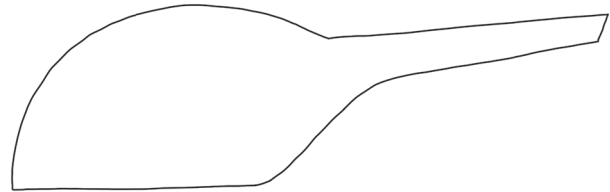

4



5



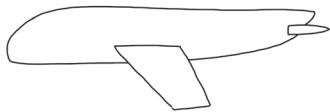
6



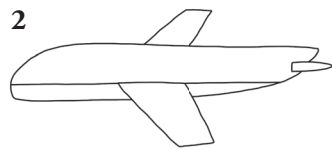


Vliegtuig

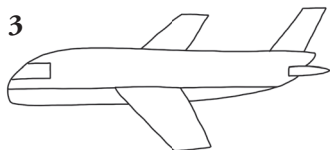
1



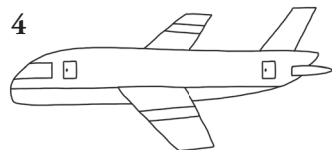
2



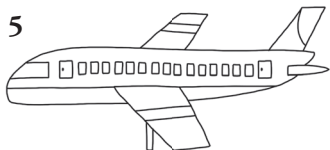
3



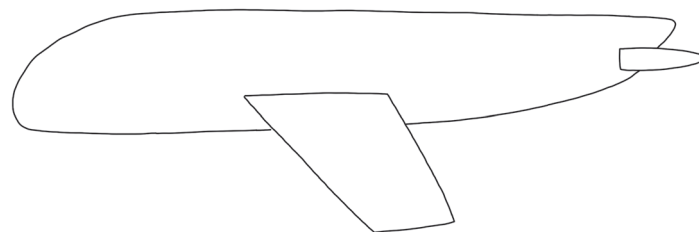
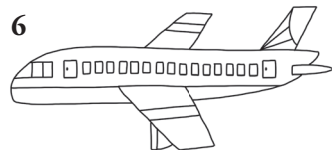
4



5



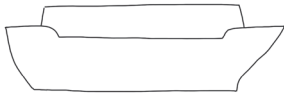
6



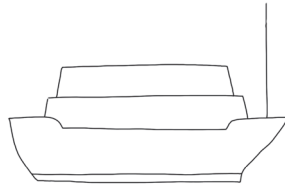


Stoomboot

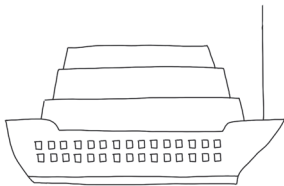
1




2




3




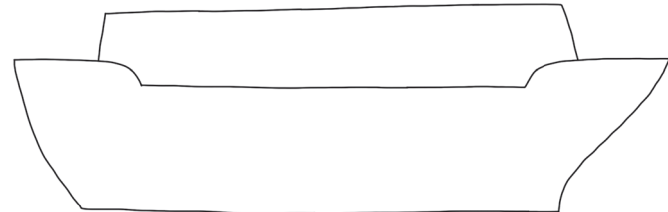

4



5



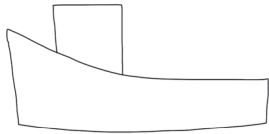
6



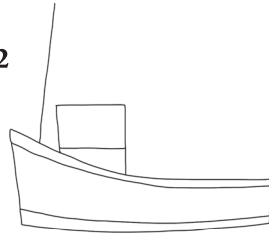


Zeilboot

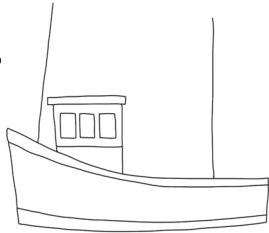
1




2




3



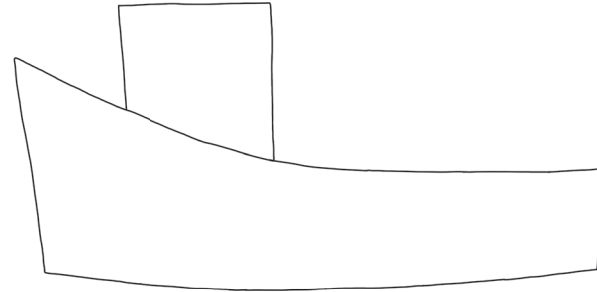

4



5



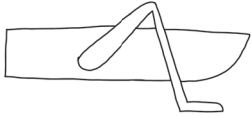
6



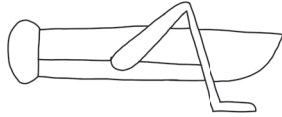


Sprinkhaan

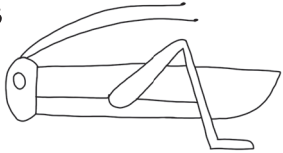
1



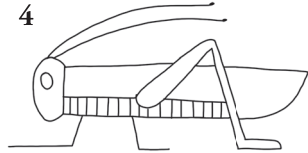
2



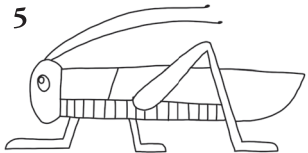
3



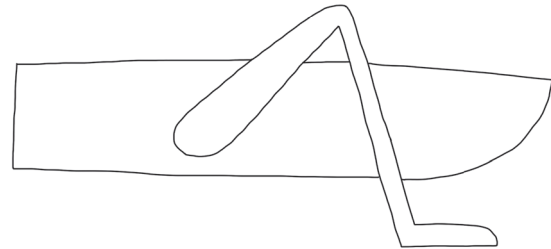
4



5



6






Bezige bijen

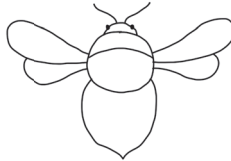
1



2




3



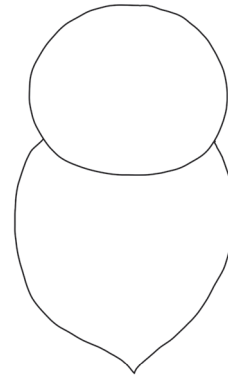
4



5



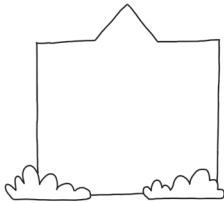
6






Huis


1



2



3



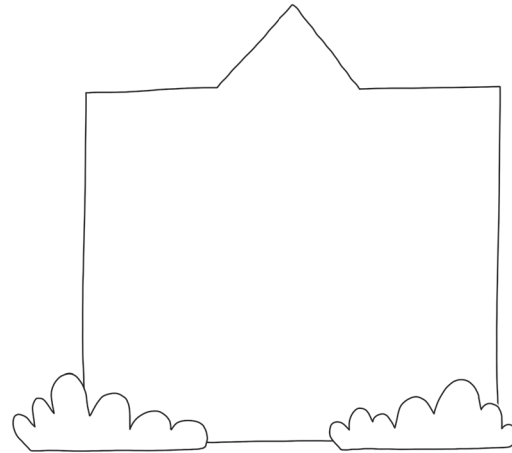
4



5



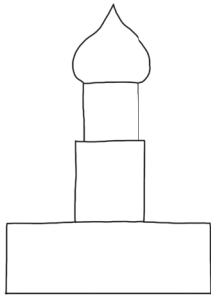
6






Paleis


1




2




3



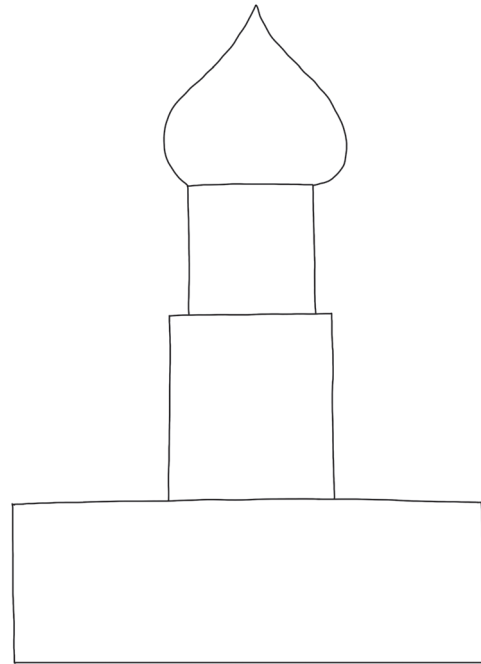

4



5



6





Vlinder


1




2



3



4



5



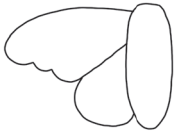
6



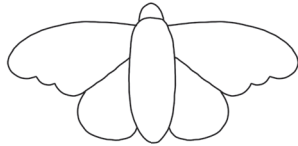


Mot

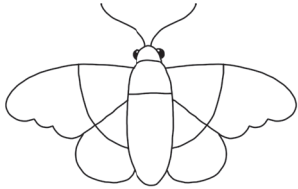
1




2



3



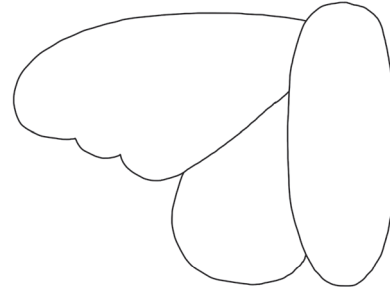
4



5



6



www.lannoo.com

Registreer u op onze website en we sturen u regelmatig een nieuwsbrief met informatie over nieuwe boeken en met interessante, exclusieve aanbiedingen. Alle rechten voorbehouden. Niets uit deze uitgave mag worden verveelvoudigd, opgeslagen in een geautomatiseerd gegevensbestand en/of openbaar gemaakt in enige vorm of op enige wijze, hetzij elektronisch, mechanisch of op enige andere manier zonder voorafgaande schriftelijke toestemming van de uitgever.

Oorspronkelijke titel: *What to draw and how to draw it – For kids.*

Oorspronkelijke uitgever: Michael O'mara Books Limited

© Copyright Engelse editie: Michael O'mara Books Limited, 2017

© Copyright Nederlandstalige editie: Uitgeverij Lannoo nv, Tiel, 2020.

Tekeningen door Charlotte Pepper

Vertaling: Sabine Van Humbeeck

Vormgeving: Angie Allison en Studio Lannoo

ISBN 978 94 014 7177 0

D/2020/45/539

NUR 214, 476