


Carbonomics - The Non-Computable Physics of Carbonological Life.




Mark Andrew Janes




©24th February 2023



Carbosource



LIFE



Carbosink

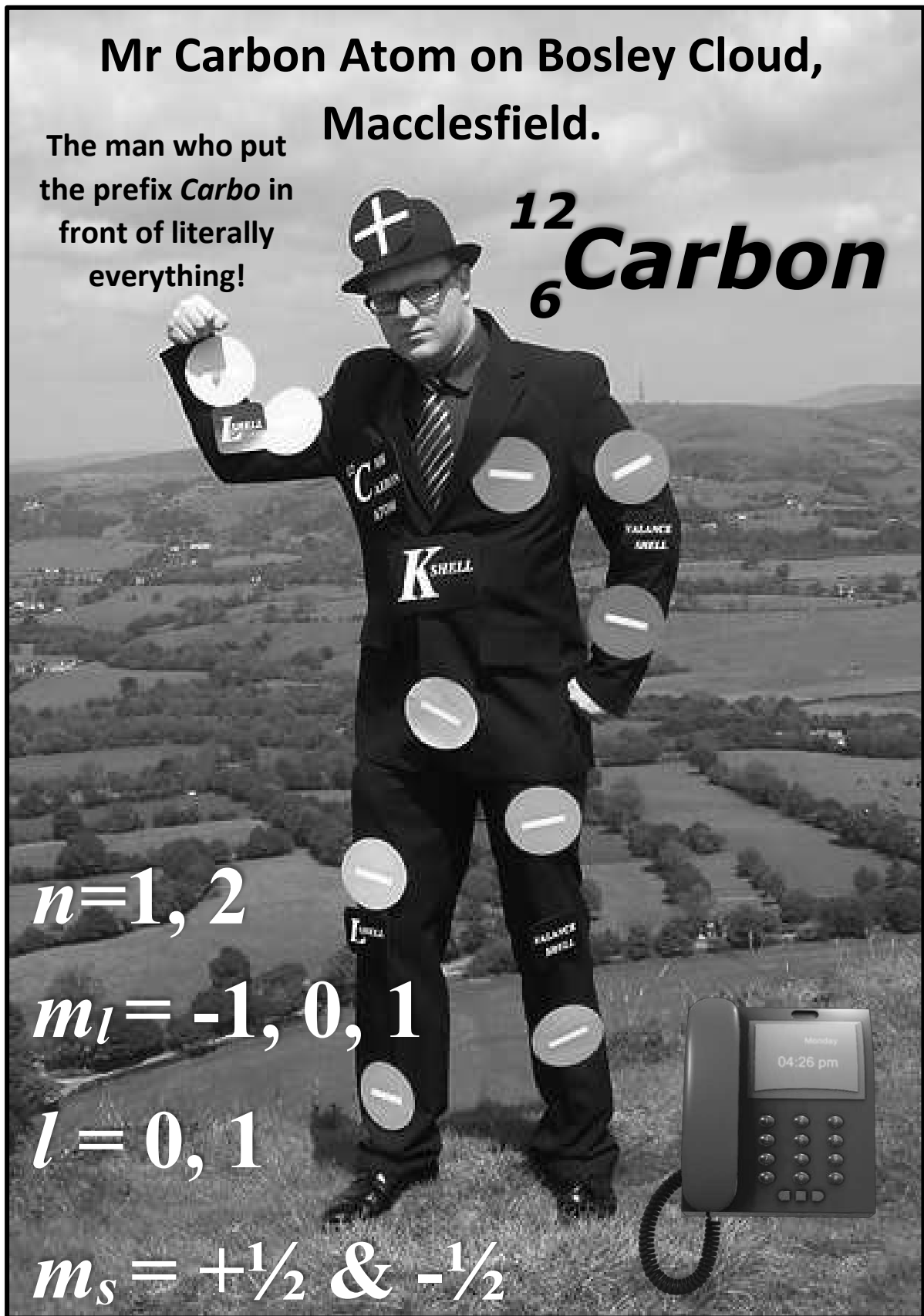
Gigantic carbon atoms.

**Mr Carbon Atom on Bosley Cloud,
Macclesfield.**

The man who put
the prefix *Carbo* in
front of literally
everything!

$^{12}_6\text{Carbon}$

$n=1, 2$
 $m_l = -1, 0, 1$
 $l = 0, 1$
 $m_s = +\frac{1}{2} \text{ \& } -\frac{1}{2}$



Contents.

Page	
1	Gigantic carbon atoms.
2-7	Contents.
8	Forward and the call.
9	The telephone call script.
10	General overview of this document.
11	Carbonology and the scientific method.
12	The simplicity of Carbonology, the basic carbon model of life; a grand unified and first quantum theory of life.
13-18	Developmental Carbonology and Carboevolution.
19-20	Branching in carbon atoms and organisms is a fundamental polymeric property of carbon.
21	Trees.
22	Human.
23	Robot.
24-25	Carbonological evolution.
26-37	The Big Bang and time immemorial and the formation of atomic carbon and, therefore, life from nuclear recycling (nucleogenesis; nucleosynthesis).
37-47	The Miller Urey experiment supports Carbonology as the basic pattern of life and the nature of abiogenesis.
48-53	The Carboingularity model of consciousness and the carbon Neurofoam model of the mind.
54-68	A basic model of Carboconscious a difficult metric to establish and measure.
68-82	What is humanity's supernatural and superstitious nature, and where does it come from?
83-90	Carbothermodynamics and Carbomorality.
91	The global model of Carbonology and the basics of Quantum Taxonomy.
92	Carbonology and Quantum Taxonomy.
93	Carbonology, the cell cycle and the octet rule.
94	Meiotic nuclear fusion, carbon solar amplification, and ground state Carbonological amplification processes (growth).
95	The following diagrams show the meiotic process in carbon relating to the previous gamete process and a <i>ground-state</i> carbon atom.



Carbonomics - The Non-Computable Physics of Carbonological Life.

- 96-97 Examples of the octet cycle and cell cycle on many levels of natural scale, including planetary levels.
- 97 Examples of other Carbonological applications.
- 98 Carbonology has many fractal levels of scale.
- 99-105 Carbonology and decoherence, the key mechanism.
- 105-107 Examples of carbon coherence and decoherence.
- 107-109 Density matrices and living carbon coherence (consciousness).
- 110 The carbon fractal model and scaled wave function superposition of life.
- 111-114 An everyday effect of decoherence and coherence is the alarm clock effect; quantum tunnelling.
- 114-115 Carbonology and quantum gravity.
- 115 The theory of Carbonology.
- 116 A simple example is the Carbonology arm model.
- 116-118 The macroscopic world presents both electromagnetic and gravitational properties simultaneously in equilibrium.
- 118-120 So, what does gravity do to an electron wave function?
- 121-123 Polar coordinate and Euclidian geometry for an electron with and without gravity.
- 124 Electron density, energy flux and the probability increase with space-time curvature to a single-axis Z, perpendicular, X and Y tend towards zero.
- 125 Carbon particle decoherence.
- 126 A simple demonstration of conscious Carbonology.
- 127-128 The nature of tissues and electromagnetic fields and dipoles.
- 129 A decisive proof for Carbonology; chirality would be expected in gigantic carbon human atoms.
- 130 A simple example of a carbon human unsaturated covalent double bond.
- 131 Carbonology of the Family, a Quantum Gender Model QGM.
- 132 The female is the first energy level or ground state (K shell, $n=1$) of the Carbofamily.
- 133 The male is the second energy level or valance shell (L shell, $n=2$) of the Carbofamily.
- 134-135 Men's and women's dress sense reflects their quantum mechanical properties.
- 136 Cars reflect the quantum nature of gender.
- 137-138 Neutronic (n^0) gender and homosexuality.
- 139-140 Gender is based on electromagnetic polarisation.
- 141 The ground state of the Carbofamily, the first energy level (K shell, $n=1$) of the family.



Carbonomics - The Non-Computable Physics of Carbonological Life.

- 142 The deuterium model of gender and the Carbofamily once again.
- 143 Ever wondered why men are typically larger than women?????
- 144 Barrier penetration, tunnelling and sexual penetration.
- 145 The internal Carbonology of the human genitals and the nature of sexual barrier penetration.
- 146 The internal Carbonology of the human genitals and the nature of sexual barrier penetration in the X dimension (the quantum nature of sexual consent).
- 147 The internal Carbonology of the human genitals and the nature of sexual Carboquantum jumping and the human orgasm.
- 148 The Carbonological origins of the X & Y sex chromosomes.
- 149 Sex chromosomes and their relationship to carbon.
- 150 The sexual sperm and egg are also Carbonological.
- 150 The atomic nucleus may have the same super-coiled structure as the cellular level of scale.
- 151 Carbonology proof using a fundamental constant of Nature.
- 152 An example of the 1s orbital in life is the head model.
- 153 A carbon tetrahedron in action.
- 154 Graphitic carbon in action.
- 155 Racism may be linked to carbon in its diamondic (white) and graphitic (black) properties.
- 156 The animals and plants are astonishingly fractal self-similar!
- 157 The Carbonology of the hands and feet.
- 158 The Internal Fractal Carbonology IFC of the Limbs.
- 159 Carbonology of the foot.
- 160-161 Anatomical comparison of leaves and hands.
- 162-163 The Carbonology of the limbs, branches, trunk, and the torso of plants.
- 164 More similarities between the animals and plants; fingerprints and plant prints.
- 165-166 Differentiated (separated covalent leaflets) to undifferentiated (integrated covalent leaflets) hand and leaf structures.
- 167 Both the plants and animals have chiral left and right-handedness.
- 168-169 Angiosperm 2s orbital spherical related structures.
- 170 A comparison between the animals and plants.
- 171 Even the plants are Carbonological.
- 172 The crawling hand.



Carbonomics - The Non-Computable Physics of Carbonological Life.

- 173 The Carbonology of the gastrointestinal system and the carbon potential well hypothesis.
- 174 The Carbonology of the skeletal properties of a variety of organisms.
- 175 The Carbonology of the skeletal properties of *Homo sapiens*.
- 176 Even the ribs are Carbonological.
- 177 The brain has a factor of 12 in its make-up, just like the carbon atoms it is made from.
- 178 Coulomb barrier equivalent structures, such as the skull.
- 179 The Carbonology of the coherent human ear (*Homo sapiens*).
- 180 The Carbonology of the decoherent human ear (*Homo sapiens*).
- 181 A reminder regarding the comparison between the plants and animals.
- 181-182 The Carbonology of the eye. A Carbon Electron Equivalent Structure (CEES).
- 182 The particle helicity of the eye.
- 183 The Carbonology and summary of the human eye and ear.
- 184 The Carbonological 120° trigonal angles of the eyes.
- 185 The brain is finally explained!
- 186 A brain is a nucleus, as demonstrated in the following example.
- 187 The collapse of a wave function actually happens in the mind of the observer.
- 188 Ever wondered why hexagonal structures are so evident in Nature?
- 189 Other examples of hexagonal graphitic properties in life.
- 190 Plantgraphitic organisms.
- 191 Plantediamondic organisms.
- 192-193 Carboallotropic equilibrium and racism.
- 194 Summary.
- 195 Summary of equivalence from Carbonology (cross-fertilisation of ideas).
- 196 Human states of matter, solid, liquid, and gas.
- 197 Zoological examples of Carbonologically rendered organisms and technology (horse).
- 198 Penguin.
- 199 Tiger.
- 200 Rhinoceros.
- 201 Elephant.
- 202 Fish.
- 203 Chimpanzee.



Carbonomics - The Non-Computable Physics of Carbonological Life.

- 204 Lobster.
- 205 Spider.
- 206 Millipedes.
- 207 Whale.
- 208 Dinosaur.
- 209 Bird.
- 210 Technology is defined by Carbonology.
- 211 Atomic, cellular, and neurological nucleonic systems.
- 212 Cars.
- 213 Plane and boat Carbonology.
- 214 Home.
- 215 Babies.
- 216 Football player.
- 217 Football games sports.
- 218 Clothing.
- 219 Dancer.
- 220 Technocarbonoids.
- 221 Father Christmas.
- 222 Carbohexadecapede $C_{16}H_{34}$.
- 223-224 Food and your outer valance shell and the octet rule.
- 225 Carbofeynman Diagrams (QED and life).
- 226 The proton-proton, female-female scattering model.
- 227 Proton electron, female male animal scattering (fusion) model.
- 228 The QED of genetic transcription and protein translation.
- 229 Proton electron, female male plant scattering (fusion).
- 230 Interactions within society, QED scattering Carbointeractions.
- 231 Familial maternal bond nucleonic QED scattering model.
- 232-236 Carbonology and string theory.
- 237 This is the nature of unconsciousness, locked-in syndrome.
- 238 This is the nature of consciousness, bonded external equilibrium.
- 239 Science check.



Carbonomics - The Non-Computable Physics of Carbonological Life.

- 240 Carbon Books.
- 241 Are humans gigantic carbon atoms?
- 242-247 News story.
- 247-249 Proof for Carbonology, the 14th Hox gene method.
- 249-251 The fundamental constant of Nature proof, 1836.15.
- 252 More graphite hexagon structures in ancient life, the Paleodictyon, glass sponges and Xenophyophores.
- 253-255 The origins of living structures are based on the semi-pure allotropes of carbon.
- 256 Summary of current Carbonological fractal allotropes in life.
- 257-261 Fractals of Carbon.
- 262 Gravitropism, heliotropism and phototropism.
- 263-267 The Carbonology of the Fibonacci sequence and the golden ratio $\Phi=1.618$ models of living growth.
- 268 A Fibonacci-type spiral of some of the first elements.
- 269 The Fibonacci of the carbon atom.
- 270-271 Fibonacci of the carbon nucleus and field expression.
- 272 A variety of examples of Fibonacci Carbonology and beyond.
- 273 Carbon amplification using graphite and diamond.
- 274 Carbon dioxide forms of life.
- 275-276 The Carbonology of the mouth and facial trigons.
- 277 The big question mark.
- 278 The Carbopionic ladder and life and love.
- 280 And so, another book is finished; this is my favourite so far! Dedication to Rick.



Copyright ©2023, Mark Andrew Janes, 24th February 2023. The book version of this document is ©Mark Andrew Janes, all rights reserved. The PDF version of this document is offered as a CC0 license (public domain) without any restrictions on copying and distribution. This PDF version is intended as an educational document (Mr Carbon Atom) to spread awareness of Carbonology. It can be sent to an unlimited number of people for unlimited distribution and copying.

My philosophy of science. I am a trained biologist and analytical chemist, covering an extensive level and scope of science. I always have the philosophy to try just about anything outside my usual area. All science is physics at heart, and I like to publish my thoughts and ideas for review by my peer group. Scientists can be very awkward and want to identify people's errors. I take no care for this; if my material has errors, then the best way to identify them is to confidently publish my ideas and allow success and failure to fall out of that process. The only way to improve is to get out there and shout your message as strongly as possible. If there are errors, then changes can be made to reinforce those ideas and improve. I have been in science for 33 years at the time of writing. Best wishes, Mr Carbon Atom. Go to carbonbooks.net.



Forward and *the call!*

This document is a broad overview of carbon fractal modelling techniques to accurately model and understand life and quantum mechanics. This document is intended for the attention of fully trained scientists to learn how simple it is to model life with carbon as the common ancestor and **blueprint of life**.

This document is part of a publicity stunt designed for senior scientists in the form of a telephone call. The aim is to demonstrate Carbonology and how to use it to model any aspect of life. This overview covers all aspects of the equivalence between plants and animals and their profound similarities. Generally, most science sees no connection between the plants and animals; they appear so unrelated in a physical way. This is not true, and the similarities are evident. **The plants and animals are the same but *inverted*.**

This overview also explains the anatomy and physiology of plants and animals due to their incredible similarities. In every case, the same staggeringly simple carbon model can be used to super simplify all the extraordinary mind-blowing complexity of life, not just on planet Earth but also to life in the rest of the Universe.

This PDF will communicate this document to selected scientists and other interested parties. Techniques for applying Carbonology are clearly demonstrated, covering all aspects of human life but extending to the rest of the living world and even technology. Carbonology is ridiculously simple, something that makes fully trained scientists uncomfortable. But I have always wanted to make Carbonology simple. I hope this document opens up the scientific world to understand that life is carbon, carbon to the core.

Life has a new description: The solar amplified evolution of the common ancestor carbon by Darwinian natural selection.

Best wishes, Mark Janes (Carbon), scientist, author, and publisher. This document is a CC0 public domain license. Anyone can copy limitlessly, print, transfer, and share this PDF with whomever people choose without limit. This is an educational document. No copyright on the PDF CC0 license is active and will not be challenged.



The telephone call script.

The following is the primary phone script for the *quantum call*. This is a publicity stunt for senior scientists to spread new ideas and theories about life, specifically Carbonology.

“Hello, my name is Carbon; I am a scientist from England and the formulator of the first quantum theory of life. I am contacting you today as you have been selected and identified as a senior international academic who may have interests in this theory.

I believe this new theory benefits your work, so I would like to present it today over the phone. It will take around 5 minutes to complete. Do you agree with this? The way I am doing this is to send you an email right now containing three PDF files for your interest and opinion. One has your name on it, and the others are more general documents.

When you receive this email, you need to open the PDF with your name on it. When you open the file, you need to say *now* when it opens. I will give you 10 seconds to look at the image; then, I will play some music to make the moment more enjoyable and hopefully exciting. So, I am sending you the file now. Are you OK with giving me your email address, please? *What you are about to see is an image of a carbon atom.*

Before opening this PDF, I want to briefly explain how I came up with this theory. I was at college and studying organic chemistry. The lecturer overstated the importance of carbon for life, saying that carbon is the element of life and the basis of life. Because he exaggerated this importance, I hypothesised that the image of a carbon atom should have symmetry with my body. We were told the nucleus had 12 particles, and I realised that my brain was clearly the nucleus of my body. It breaks down to 12 cranial nerves, a perfect symmetry. We were told there were electron fields in two energy levels. I realised my torso and limbs seemed to be the corresponding energy levels. The K shell was my torso, and the L or valance shell was my limbs where I bonded to the world. We were told there were four bonds. I have four limbs. The symmetry was incredible and encouraging.

Ok, I am sending you the email now; let me know when you get it. Please open it up and say *now* when it appears. I will wait 10 seconds and then play stimulating music to make this moment more interesting (The Eve of the War – Jeff Wayne’s War of the Worlds). I will play the music for 10 to 20 seconds, then I will stop, and we can talk about this.

Is this OK? Do you want to participate in this call?

Post image and discussion, feedback. It suggested that living things are amplified versions of carbon. In other words, we look and function like the carbon atoms we are made from.

So, what are your thoughts on what you have seen?”

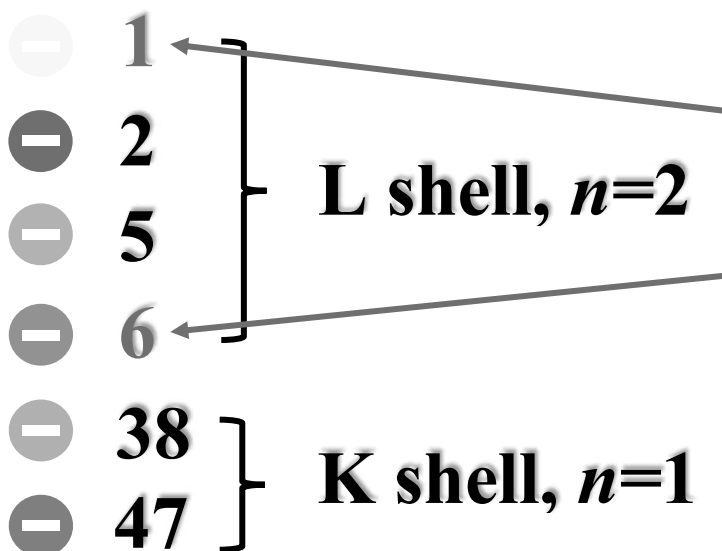
General overview of this document.

This document intends to demonstrate how Carbonology can help scientists investigate quantum gravity and carbon fractal abiogenesis. Using simple carbon models, scientists can work to unite the mathematics between general relativity and quantum mechanics. And much, much more.

This document covers a wide range of concepts in Carbonology. The content isn't even close to the actual amount of evidence for the agreement between the theory of Carbonology and experimental evidence. The evidence in this document is entirely demonstrable and extensive.

The method of evidence is based on photographic examples and related modelling applications in life. Photographic evidence is the best and most conclusive evidence; it holds a large amount of verifiable justification.

Some numbers are used in this document; they are based on the ionisation energies in carbon. They represent the bond strengths in carbon and life in general. Carbon has the highest ionisation energies in the group. **They are 1st=1087, 2nd=2353, 3rd=4621, 4th=6223, 5th=37831, 6th=47277 as KJ mol⁻¹.** By dividing them and simplifying them by 1000, we can produce a simple set of proportionality values for describing living bond strengths. **We have 1st=1, 2nd=2, 3rd=5, 4th=6, L shell values. 5th=38, 6th=47 K shell values.**



An example: The bond strengths in a human's limbs. A man can curl a weight of 50 pounds with his arms. The same man can squat (legs) 300 pounds, including their own body weight.

So, 50 pounds (arms) to 300 pounds (legs) is a ratio of 1 to 6. This is precisely what the ionisation numbers produce.

These are highlighted in red in the list.

Mark Andrew Janes, scientist, author, and publisher.

Go to *carbonbooks.net* for the associated books.

Go to the website to find out more about Carbonology.

Carbonology and the scientific method.

Science is the only reliable method for finding the truth. It is based on a reasonable and evidence-based sceptical thinking worldview. It is self-correcting and presents itself as a falsifiable mechanism for discovering our world's reality. It must survive critical peer review, be reproducible by other scientists, and be justified by repeated testing and experimental protocols. The following is a summary of the scientific method for developing Carbonology. It lists the key features of the method.

- Logical/calculated
- Reasoned/properties
- Evidence-based
- Observation driven
- Tested/protocol
- Calibrated
- Falsifiable/attributes
- Error bars/deviations
- Reproducible
- Accurate/precise
- Hypothetical
- Theoretical
- Mathematically modelled
- Statistically analysed
- Unbiased double-blind trials
- Independently observed
- Demonstrability
- Peer reviewed
- Communicated
- Engineered

**The scientific
method
summarised for
Carbonology and
this book.**

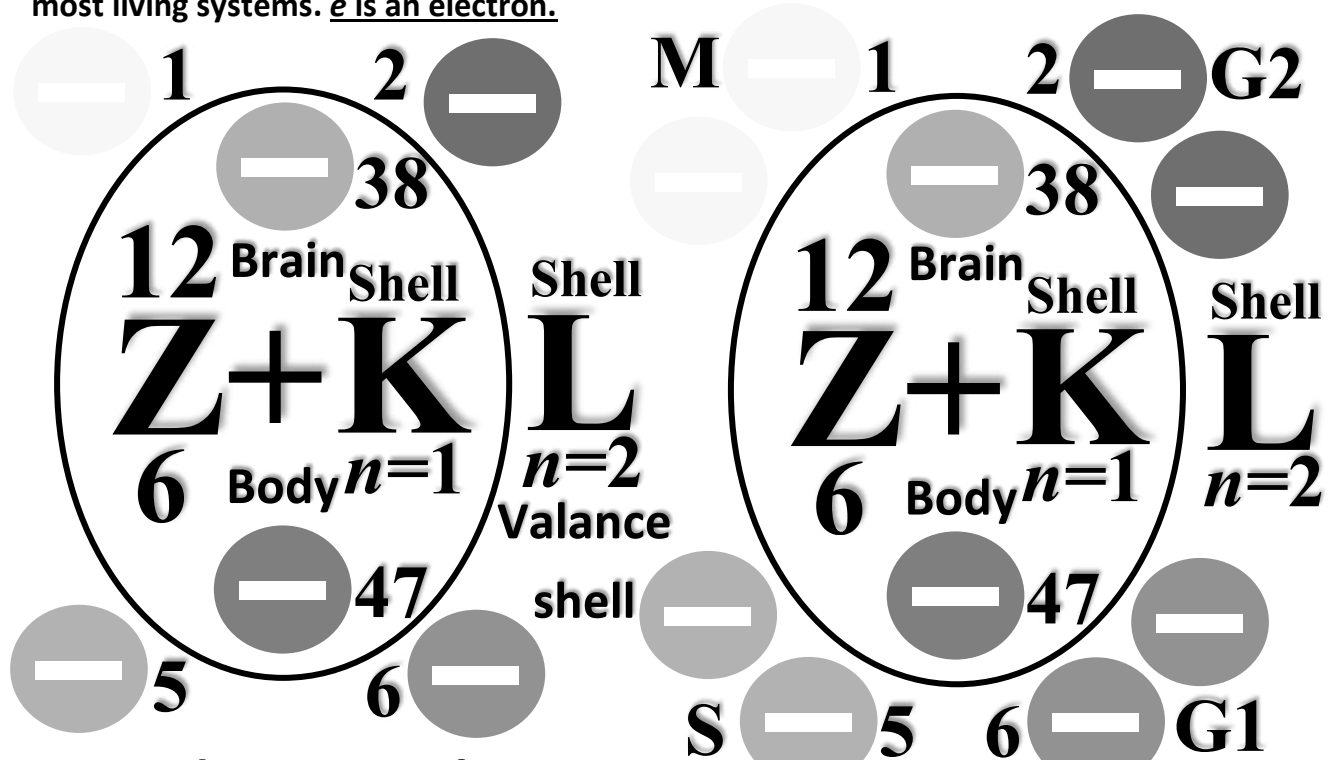
**No need for faith
with this
approach! Belief
isn't and has never
been a choice, you
are either
convinced of
something or not,
that's it!**

12
₆Carbon

The simplicity of Carbonology, the primary carbon model of life, a grand unified and first quantum theory of life.

The basic carbon model is used to explain the anatomy and physiology of life. Carbonology applies to both the plants and animals. The plants are *Carbopolymeric* and have many branches and leaves (Polycarbonoids). The plants are radially symmetrical, and most animals are bilateral in symmetry. The plants bifurcate repeatedly, and most animals are anatomically simple. Plants have many structures compared to animals, which are more straightforward, anatomically speaking. Every organism can be reduced to a simple carbon model. Cells individually fit the model, plus the animals, plants, and technology. Science has never been able to explain the origins of anatomy and physiology. We don't know where heads, eyes etc., come from until now. Carbonology explains this in a straightforward modular way through the processes of carbon chemistry. **The following are the two Carbonology models.**

The colours represent bond strengths as a simple ratio. G1 is NITROGENOUS INTERPHASE, S is the OXIDATIVE SYNTHESIS stage, G2 (short period) HALOGENOUS INTERPHASE and most reactive growth phase, and M is the NEOGENOUS MITOTIC stage. On completion of the octet (cell cycle), *critical genetic mass* is reached (2N), and fission (cytokinesis) takes place; one carbon becomes two. One carbon or *meth* covalently bonds to another, giving *eth*. Interesting fact, hunger is actually electronegativity in animals. Carbonology explains most living systems. e is an electron.



Ground state carbon (FETAL POSITION).

These models are all that is required to understand and model ANY life in the entire Universe! *Carbonology is simple!*



Hybridised carbon (Octet rule e₁, e₂, e₅, e₆ = Cell cycle G1, S, G2, M).

Developmental Carbonology and Carboevolution.

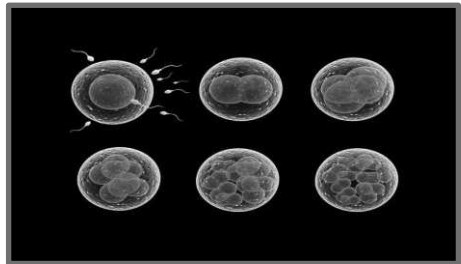
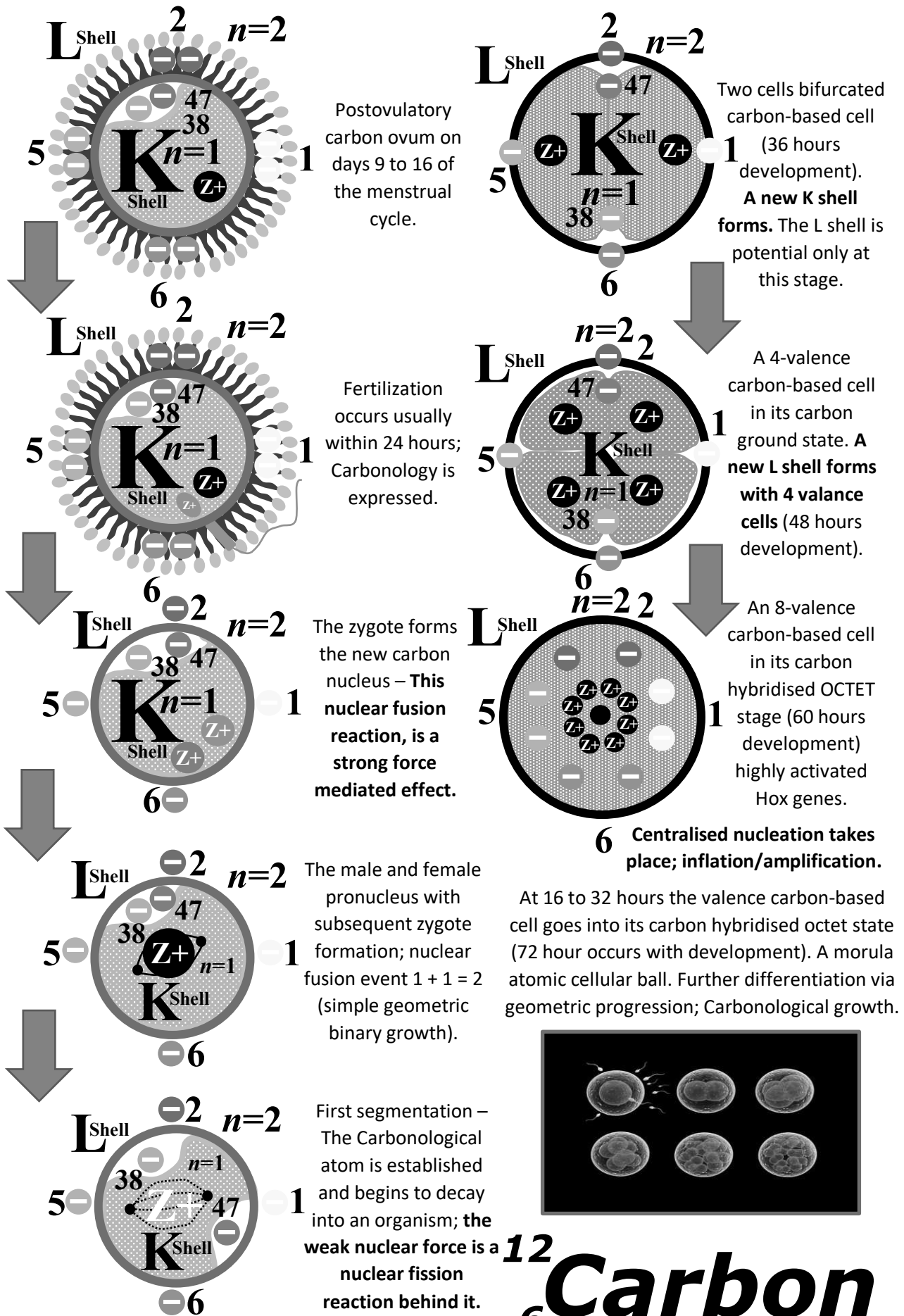
Developmental Carbonology allows us to see the whole evolutionary process behind the development of an organism through introductory amplified carbon chemistry. A human being evolves from one simple fertilized egg called a zygote. The sperm male component is an electron placeholder, and the egg (oocyte) is the proton placeholder. They collide and fuse (nuclear fusion) to form a neutronic placeholder with particle-wave duality. This is the first cell (carbon atom) that will amplify or grow by solar-stimulated emission. It will grow up to 37 trillion cells by adulthood.

So, life does come from very simple origins of a single cell which differentiates differently depending on its carbon position. As time passes, the original cell produces different cells based on their differentiation rates and the nature of protein production, which starts to vary very rapidly. So, we start with a carbon atom (zygote) which develops into a giant human carbon atom made of 37 trillion cells, 200 types and over 20 elements. The models show how cellular differentiation follows carbon's physical anatomical properties. So, we have a nuclear component and two field components (K and L shells). The nuclear component is based on the atomic mass of 12 (12 Hox genes or 12 cranial nerves), and the field K and L shell components are based on 6 (body) values. This field value differentiates into the six areas of the body (heart/genitals/four limbs). The two-electron placeholders form the torso or K shell (heart and genitals). The other four give us the limbs and the split of upper and lower limb structures, making eight a complete octet which reaches quantum stability.

The following images take us through the evolutionary process behind human development. All living things follow the carbon pattern in this way. All living things form the same simple pattern, the **blueprint of carbon** which is the **blueprint of all life**. From a microscopic beginning, these tiny particles unravel over time, getting bigger and more macroscopic. All life follows the same pattern from a bacterium to a plant. So, life is, at heart, very simple but capable of producing very complex organisms such as modern humans. I hope we can see that the following process is universal to all life and gives us everything we need to know about life, not just here on Earth but also throughout the entire Universe. I hope developmental life scientists can use these simple models to improve our understanding of life's proliferation.

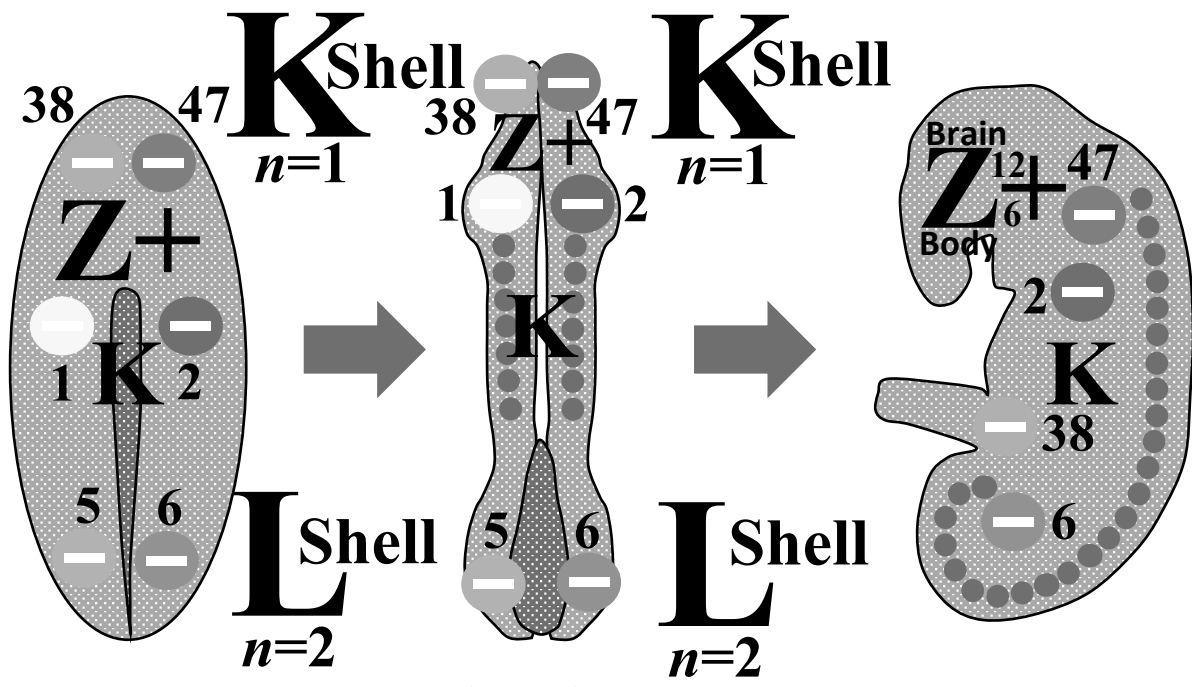
Carboevolution is the non-random selection of random Carbomutations over time directed by Carboselection pressures.

Carbonomics - The Non-Computable Physics of Carbonological Life.



¹²₆Carbon

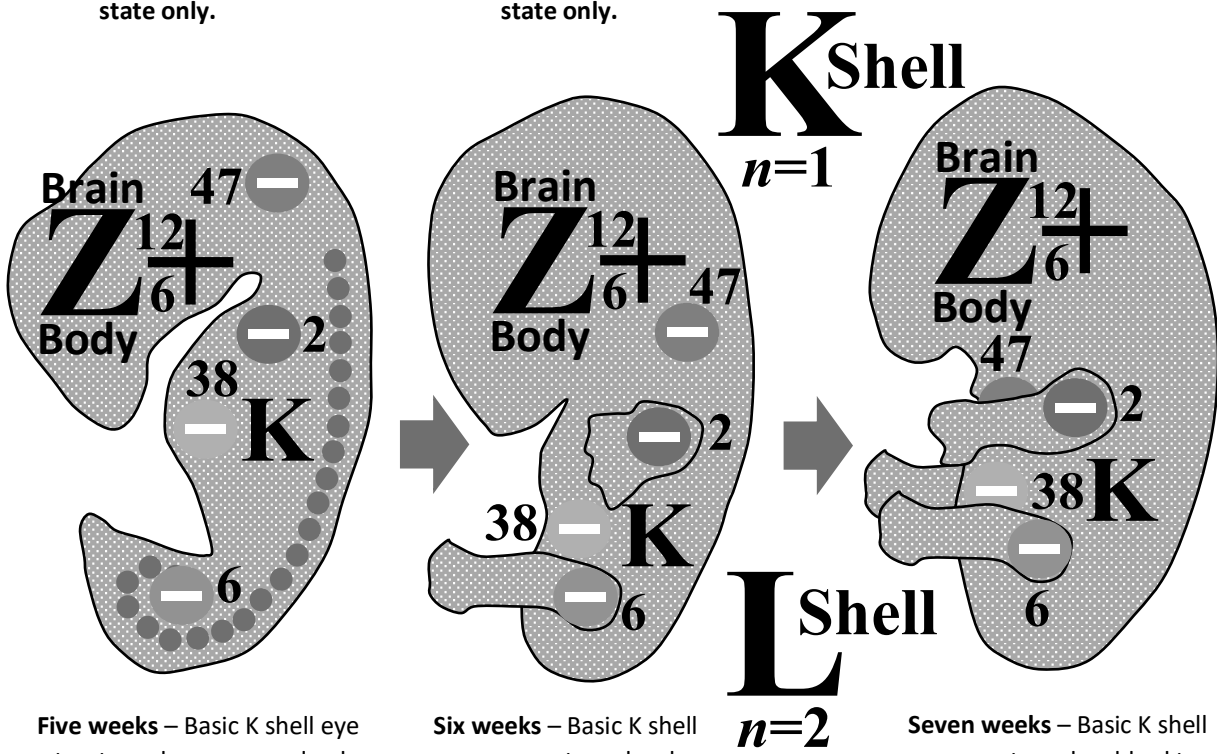
Carbonomics - The Non-Computable Physics of Carbonological Life.



Primitive streak at two weeks – Nuclear Carbonological development occurs first. Energy levels are undeveloped. **Ground state only.**

Three weeks – Gastrulation occurs; notochord and beginning of energy level K and L shell expression. **Ground state only.**

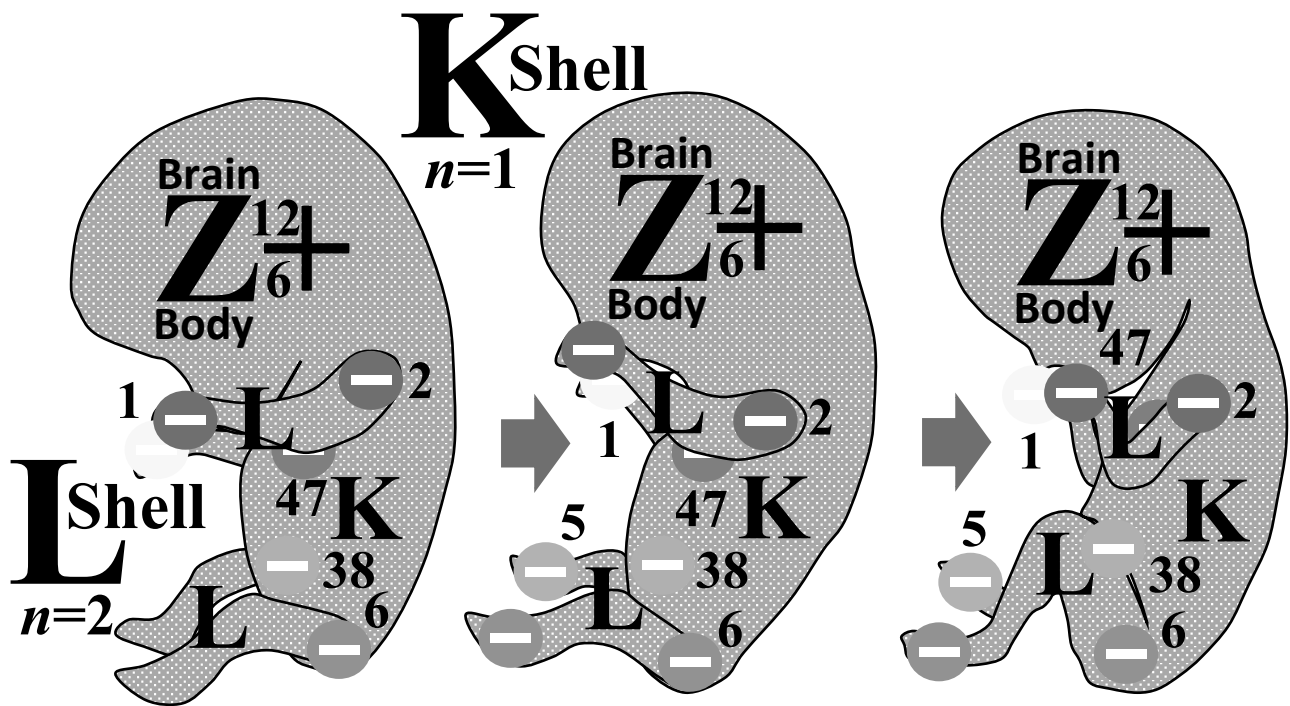
Four weeks – Neural tube closes, heart (nucleus) beat starts; arm buds, tail and gill grooves begin as the K and L shells become expressed. **Ground state only.**



Five weeks – Basic K shell eye structures become resolved. Leg buds form as the L shell becomes expressed. The brain (nucleus) enlarges dramatically. **It was coming out of the ground state.**

Six weeks – Basic K shell components and web components and webbed toes develop, and bone hardens. The nucleus (brain) continues to grow more than the energy levels. **It was coming out of the ground state.**

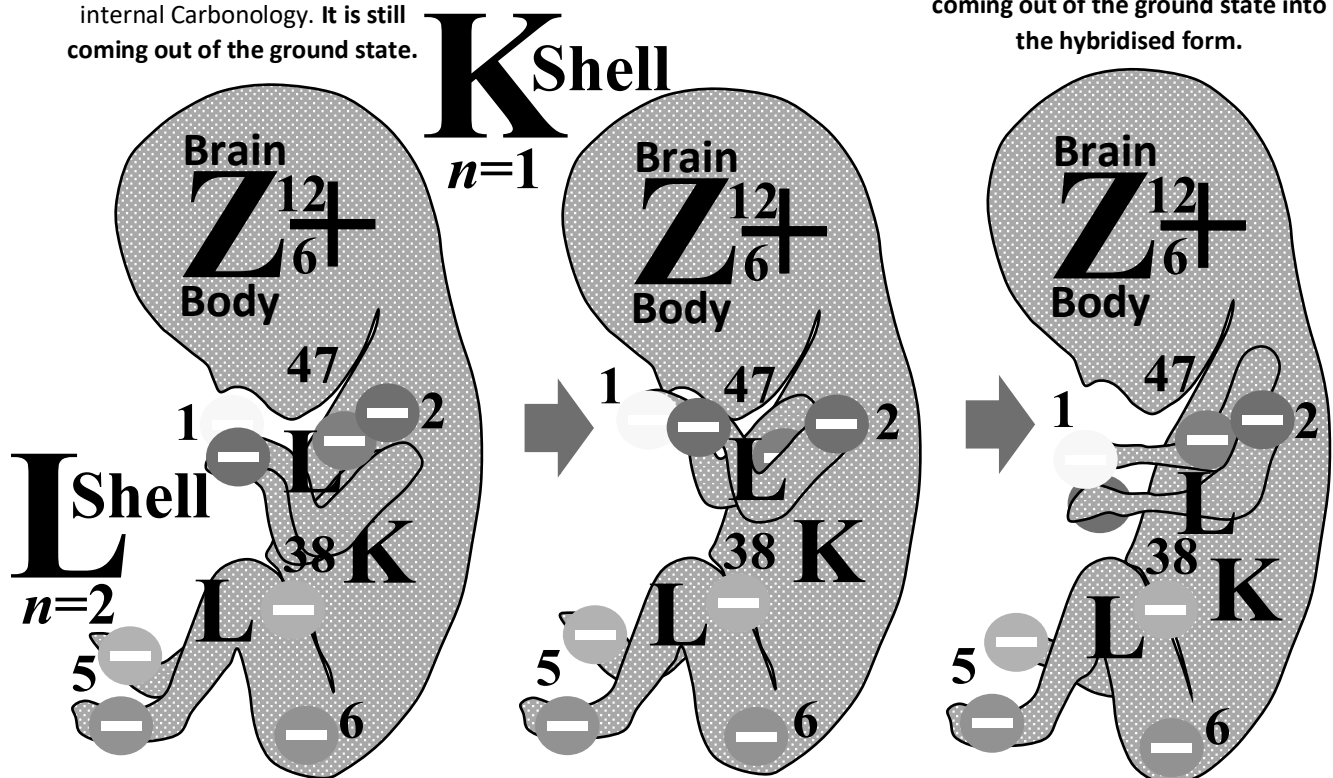
Seven weeks – Basic K shell components and webbed toes develop, and bone hardens. The nucleus (brain) continues to grow more than the energy levels. **It was coming out of the ground state.**



Eight weeks – Basic K shell components and L shell components like fingers become more resolved. We now have internal Carbonology. **It is still coming out of the ground state.**

Nine weeks – Basic K shell components continue to be differentiated. **It is continuing to come out of the ground state.**

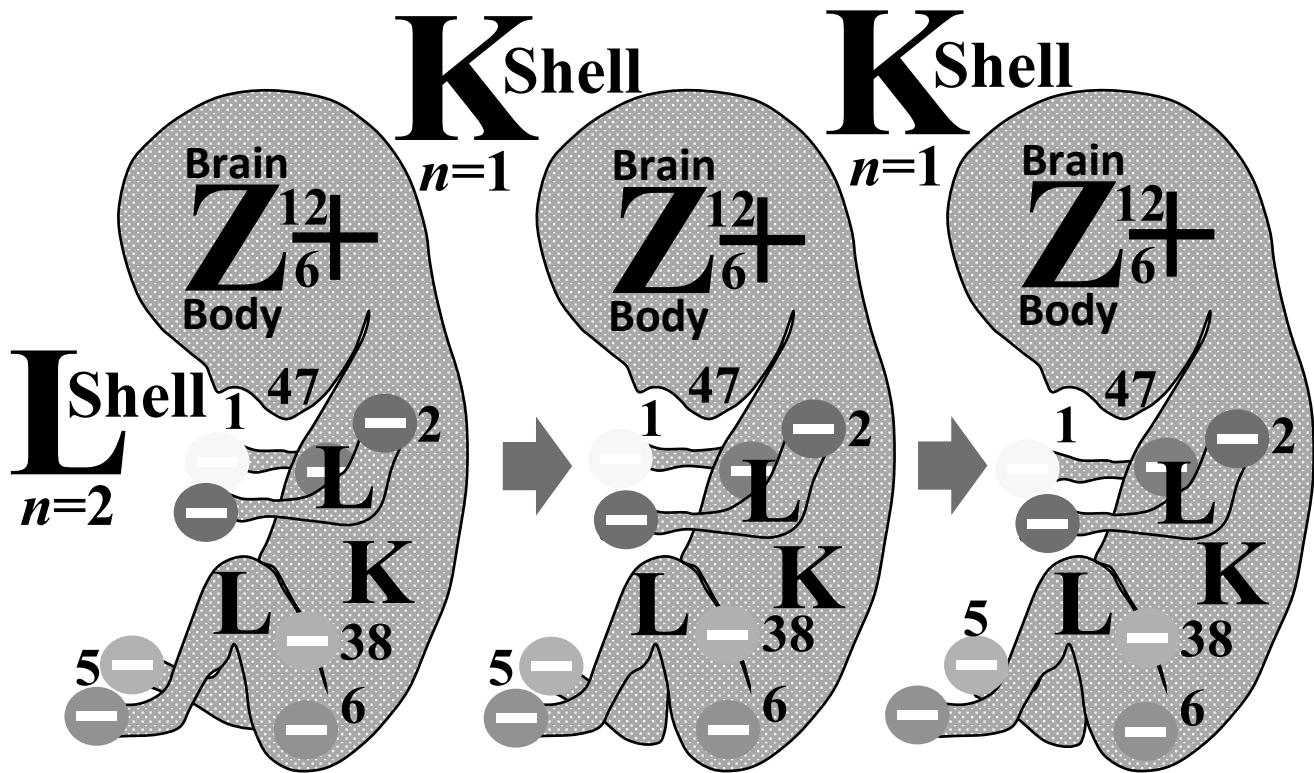
Ten weeks – Face differentiates; genitals become resolved. All K shell (torso) develops, and L shell valance limbs become differentiated. **It is coming out of the ground state into the hybridised form.**



Ten weeks – Further internal development occurs with the organism as it becomes more familiar. **Coming out of ground state; hybridised state.**

Eleven weeks – Face differentiates with the neck; genitals (nucleus) become resolved and complete. All K shell (torso) develops, and L shell valance limbs become fully differentiated. **Coming out of the ground state, the hybridised state emerges with sp^{2/3} bonds.**

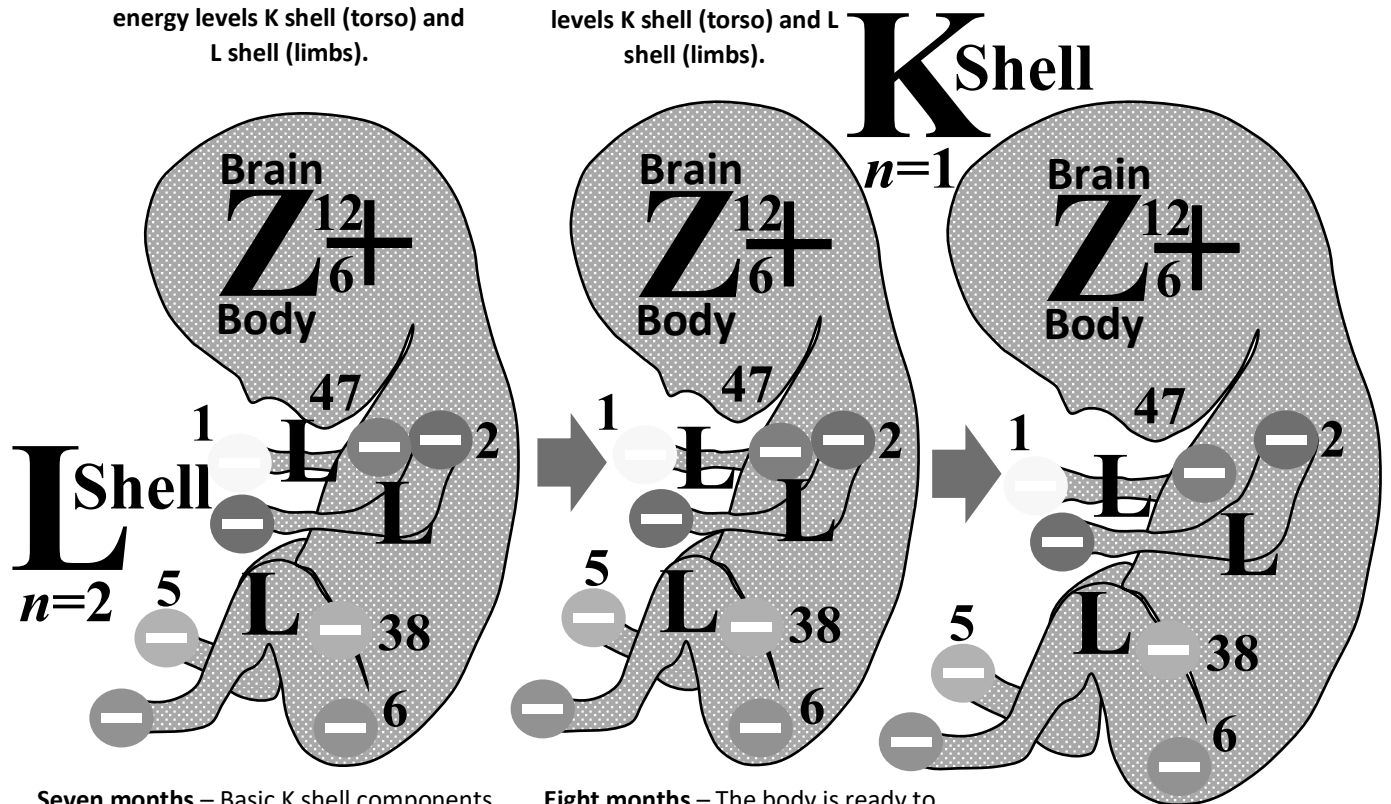
Four months – Full hybridisation is reached; Internal Carbonology of the eyes, ears, hands, feet, and other internal organs continues.



Five months – Internal Carbonology continues to develop. Fingers and toes. The hybridised state dominates with energy levels K shell (torso) and L shell (limbs).

Five months (end) – Internal Carbonology continues to develop. The hybridised state dominates energy levels K shell (torso) and L shell (limbs).

Six months – Hybridisation is complete; hybridised state and torso or K shell develops and the limbs or L shell.

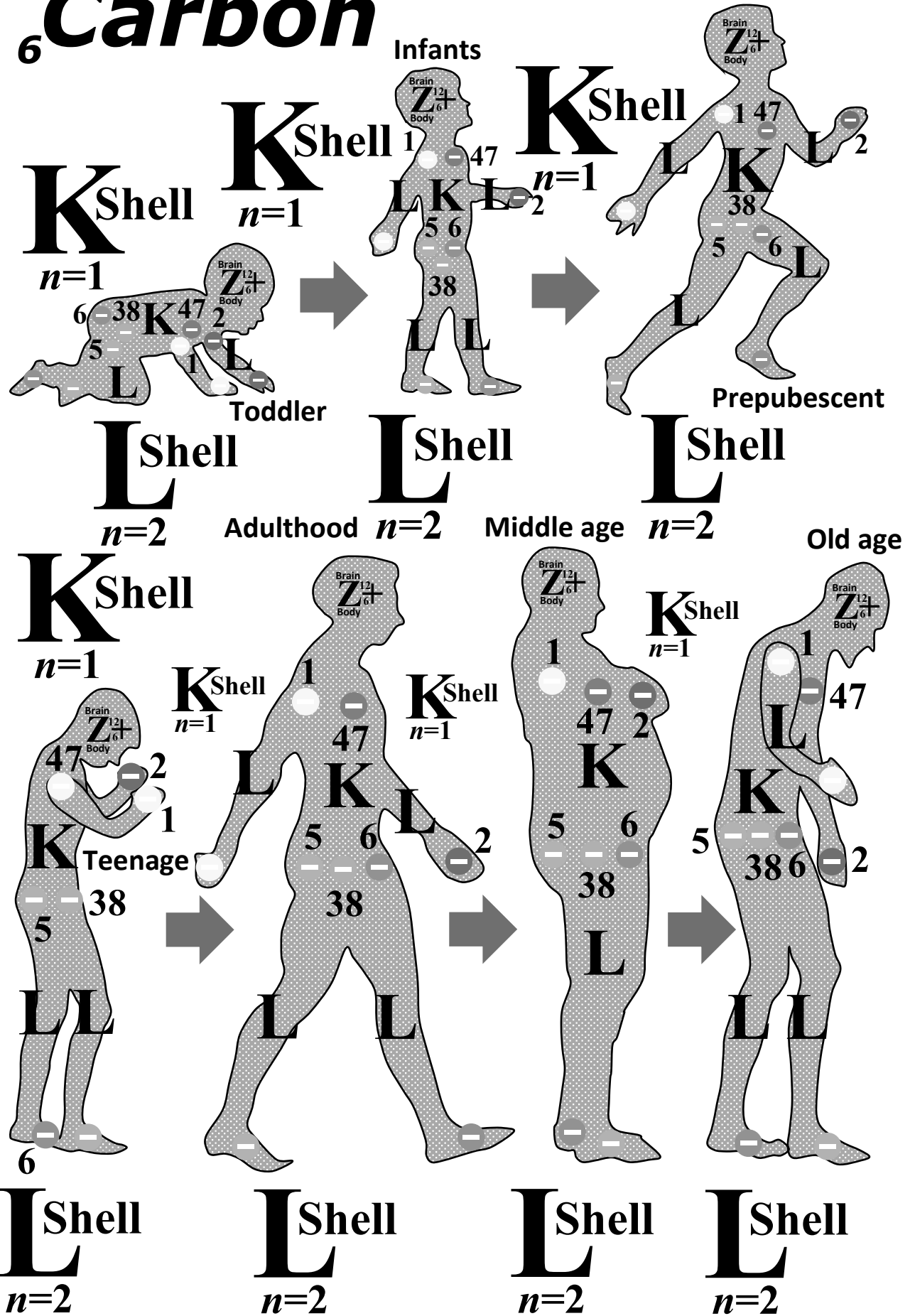


Seven months – Basic K shell components. The nucleus (brain) continues to grow more than the energy levels, which is why a foetus and baby have large heads relative to their body (field K & L). Hybridisation continues to develop.

Eight months – The body is ready to be born and function by itself. All internal development is reached, and autonomy is activated. Hybridisation continues.

Nine months (birth or cytokinesis) – The face differentiates with the neck; the genitals (nucleus) become resolved and complete. All K shell (torso) develops, and L shell valence limbs become fully differentiated. Hybridised state emerges with sp²/3 bonds.

¹²₆Carbon



Branching in carbon atoms and organisms is a fundamental polymeric property of carbon.

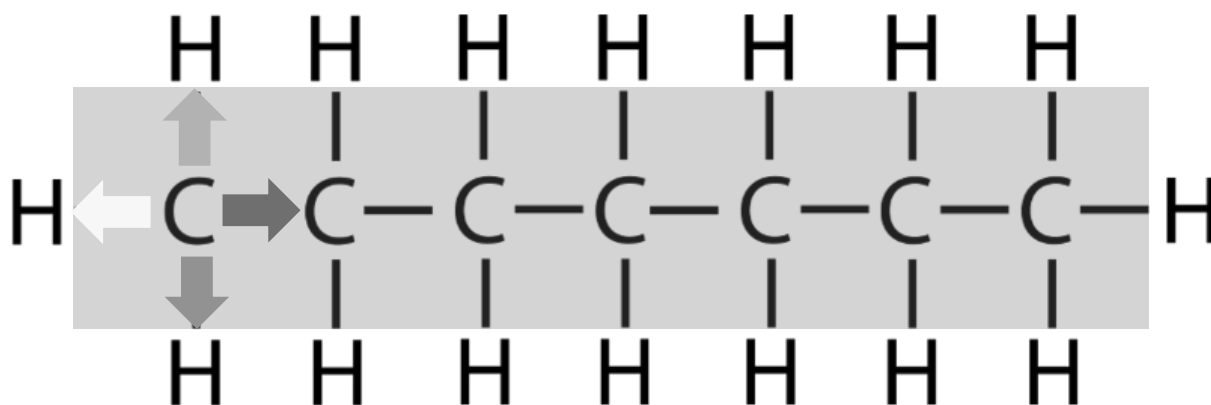
Many hydrocarbons have branches of carbon atoms attached to a backbone chain, called branched hydrocarbons. These branched alkanes are isomers of straight-chain alkanes having the same number of carbon atoms. However, they are different compounds with different physical and chemical properties.

Branched-chain alkanes. Branched-chain alkanes contain only carbon and hydrogen (with only C-C single bonds) but are often linear. They include branches with groups such as *methyl* and *ethyl* coming off the main branch of the molecule.

So, increased branching, in general, means increased stability. Just remember, the lower the energy, the more stable the compound. So branched alkanes are lower in energy or more durable than straight-chain alkanes.

In life, branching is a fundamental property, with all plants and animals having limbs or branches which bifurcate. We often observe branching as a bifurcation or a dichotomy of one bond (limb or branch) into two. The branching extends from the molecular and atomic levels to entire multicellular organisms. Below are some examples of carbon-based molecules which have extensive branching. In plants, branching produces leaf systems that *shunt* forwards by adding a hydrocarbon producing a polymeric system with many branches; this is evident in leaves—carbon functions by producing large numbers of branches on the *atomic* and *multicellular levels*.

Substances consisting entirely of single-bonded carbon and hydrogen atoms and lacking functional groups are called alkanes. There are three basic types of structures that classify the alkanes: (1) linear straight-chain alkanes, (2) branched alkanes and (3) cycloalkanes. *Carbon remains central as a backbone extending in 3D.*

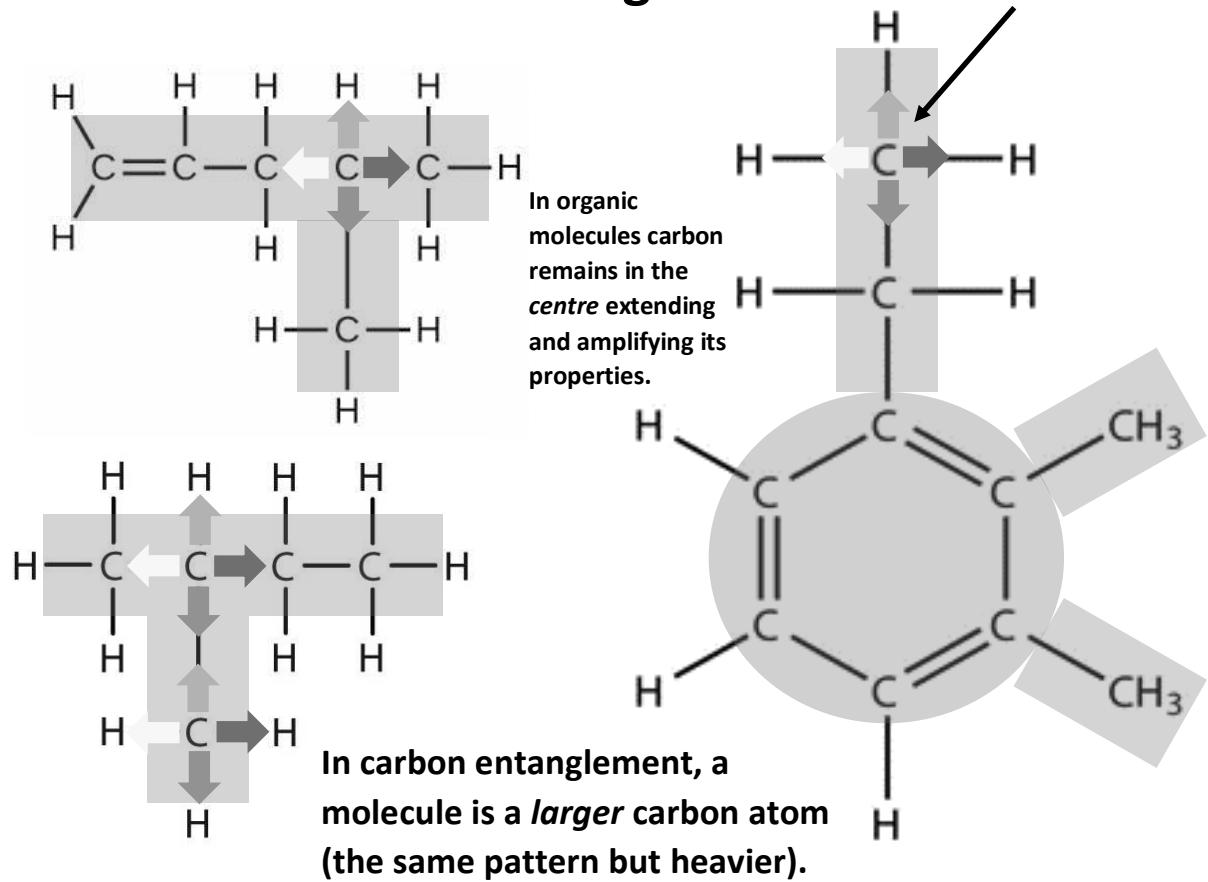


Carbon centralises extending out in 3 dimensions.

Carbonomics - The Non-Computable Physics of Carbonological Life.

Heptane and heptene are examples of branching hydrocarbons and extraordinary evidence of the importance of this property in living organisms. Millions of examples of these shunting and polymeric properties are available to us. This organic carbon system is the basis of Carbonology.

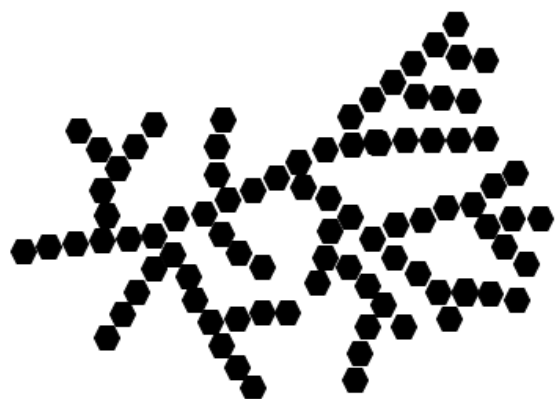
Carbon centralises extending out in 3 dimensions.




Amylose



Amylopectin



Glycogen branching



$n=1, 2$
 $m_l = -1, 0, 1$
 $l = 0, 1$
 $m_s = +\frac{1}{2} \text{ \& \ } -\frac{1}{2}$

Leaves are the hands of the plants. The branches are the arms of plants. The plants, like insects, are Polycarbonoids. With many segments, leaves or branches produced by simple fractal rules (>4).

The fruiting bodies are the genitals of the plants.

L Shell
 $n=2$
 1 38 2

The seed was the originating nucleus of the plants.

Z+
 Seed Plant

K Shell
 $n=1$

Roots are the legs of plants.

5 47 6

L Shell
 $n=2$

Carbon
 6

The trunk is the torso of the plants.

The torso is the trunk in the animals.

The animals are monocarbonoids. With just the standard 4 bonds (arms & legs).

The hands are the leaves of animals.

The arms are the branches of the animals.

The genitals are the fruiting bodies and flowers of the animals.

The legs are the roots of the animals.

12 Brain
Z+
6 Body
L Shell $n=1$
1
47
K Shell $n=1$
38
5 **6**
L Shell $n=2$
12
6 **Carbon**

$n=1, 2$
 $m_l = -1, 0, 1$
 $l = 0, 1$
 $m_s = +\frac{1}{2} \text{ \& } -\frac{1}{2}$

Carbonomics - The Non-Computable Physics of Carbonological Life.

Even technology is Carbonological; it is created around humans, which are Carbonological - the robot is a Technocarbonoid.

$n=1, 2$
 $m_l = -1, 0, 1$
 $l = 0, 1$
 $m_s = +\frac{1}{2} \text{ \& \ } -\frac{1}{2}$

12 Brain
 Z^+
 6 Body

L Shell $n=2$ K Shell $n=1$ L Shell $n=2$

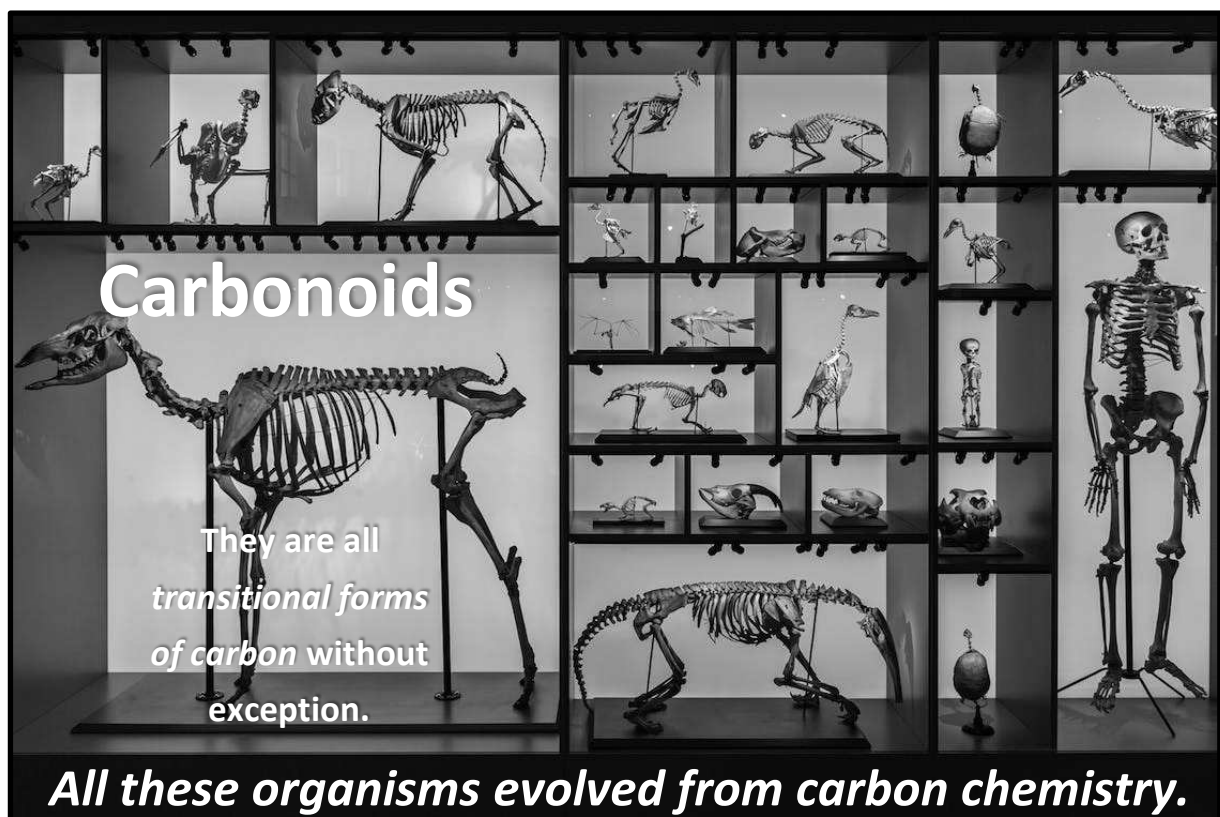
47
 38

12
 6 **Carbon**

A Technocarbonoid. A car is a Technoquadruped and a Technocarbonoid.

Carbonological evolution.

Evolution is redefined as Carbonological evolution in this book, producing a far better, clearer model for the phenomenon of life. The image of the skeletons below are all Carbonoids at certain specific temporal levels of organization. Each of the skeletons fits onto a long progression of increasing carbon complexity. The model starts at the Big Bang and goes through the evolution of the Universe. From the age of particles and atoms to the first stars and the first elements heavier than hydrogen, including carbon, to the advanced modern human race, carbon is always the **blueprint**. *Humans are Homocarbonoids.*

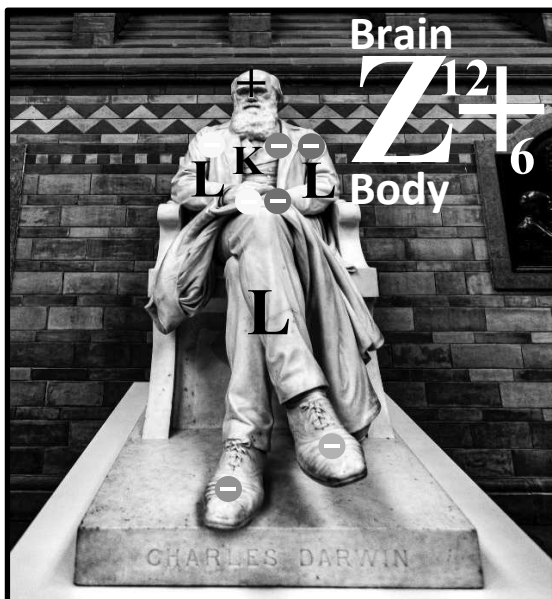
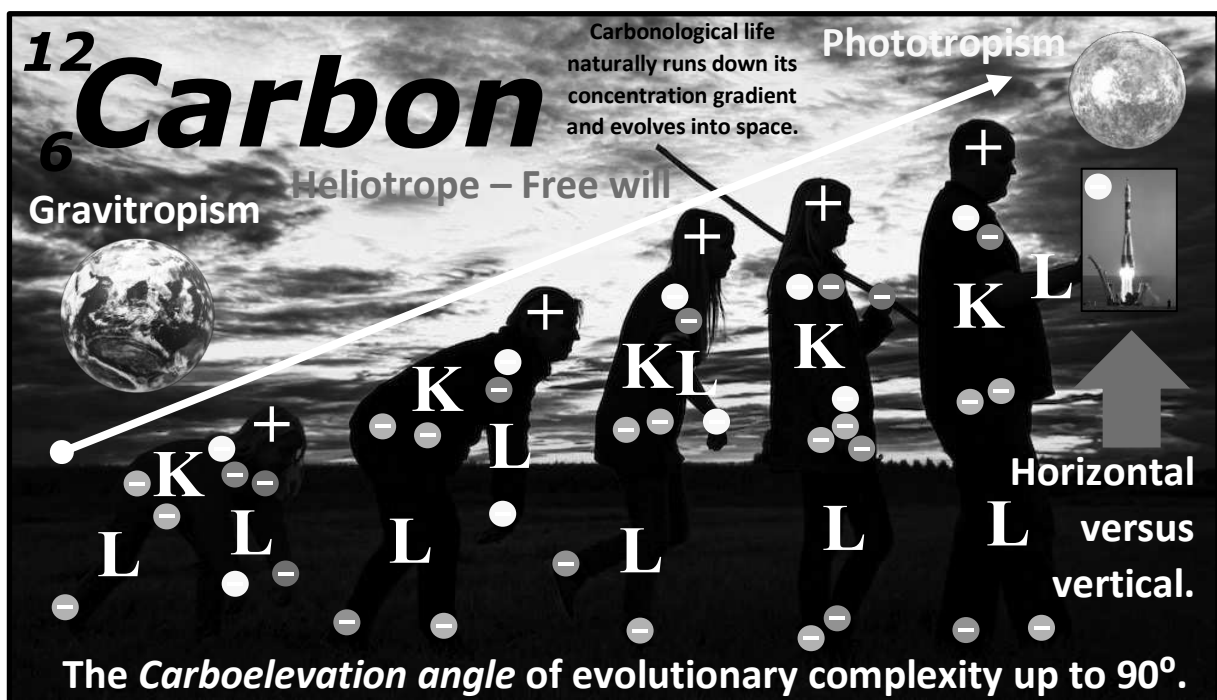


The interesting point is that one powerful fundamental marker is the elevation of an organism. All living things are elevated from the Earth, including the plants; trees are vertical perpendicular structures. Very simple primitive life crawls around the planet on the floor, usually flat. Such examples are most microorganisms and other more complex multicellular organisms, such as a crocodile and a snake. **The non-random selection of random Carbomutations.**

The evolutionary process leads to life with limited contact with the torso on the ground during any given day. Go through the billions of species that have been and gone and place them in some progression, and the most obvious

Carbonomics - The Non-Computable Physics of Carbonological Life.

observation is that as time paces, carbon life tends towards a vertical perpendicular structure with the Earth. Humans are perpendicular to the Earth at 90° to it on two legs. Most organisms have all their legs, usually four, to get around. This is considerably less efficient than moving around on two legs. The elevation is a measure of evolutionary complexity, and the plants arrived at 90° elevation long ago. So, elevation is an interesting measure of evolutionary status. Effectively, life is running down its concentration gradient into space; elevation is a measure of this process (the Carboelevation angle). The final part of Earth-based evolution is technology which takes us into space and away from the Earth (*planetary cytokinesis*).



It is a shame that Darwin (genius), one of my all-time heroes, isn't alive to see the emergence of Carbonology. Couple Carbonology with evolution, and we have a complete model of life. We can state that life is driven by carbon chemistry, starting very simple and progressing towards increasing complexity. That abiogenesis has a blueprint for the beginning of life, and that **blueprint** is carbon. And that all living carbon life is a **transitional form**. All life progresses in transition (change over time); there is no such thing as a **non-transitional form**; everything is this way, including humans.

The Big Bang and time immemorial and the formation of atomic carbon and, therefore, life from nuclear recycling (nucleogenesis; nucleosynthesis).

The story of life starts at the Big Bang 13.77 billion years ago, a staggering amount of time. Initially, the Universe started at thermal equilibrium. This is interesting as the death of the Universe in trillions of trillions of trillions of years in time is also at thermal equilibrium. So, the initial thermal equilibrium may represent the same state at the end of a dying Universe where the dead universe is infinitely dilute, and a new universe is infinitely dense. I believe in the Big Bounce, where one universe dies and contracts instantaneously to form a new universe that is possibly infinite in size. We only observe 92 billion light years of the Universe's actual size, commonly known as the observable Universe. **There is no purpose to the Universe, so a why question is a little misleading; things either exist or don't! And our local experience suggests that things do exist. Things are either likely or unlikely. Everything we experience manifests as a probability. This is a very important point about the tentative position of any scientific theory; absolute truth is impossible.** The initial difference between a dead universe and a new universe may be as little as the cost of a single Plank's constant of energy. Quantum fluctuations make the Universe asymmetrical as a universe with perfect symmetrical properties, although very beautiful, would not result in the universe we observe. From the Big Bang, the Universe was very dark as there were no stars, and after a few hundred thousand years, atoms of hydrogen formed from sub-atomic particles in the form of protons, neutrons, (created out of quarks) and electrons. Large clouds of hydrogen clump together due to electromagnetic attraction and the emerging effects of gravity.

After a long time, hydrogen becomes dense enough to ignite nuclear fusion reactions, producing enormous amounts of free energy. The Universe lights up and tends towards the Universe we observe today, although initial stars were vastly bigger than the ones we see today. They lasted for relatively short periods before becoming a red giant where the fuel runs out, and the star collapses and explodes. In the enormous chaos of a dying star, nuclei of hydrogen fuse under enormous gravity to form heavier elements. There are 92 naturally occurring elements, although Technetium (atomic number 43) and Promethium (atomic number 61) were synthesized by man before they were

Carbonomics - The Non-Computable Physics of Carbonological Life.

identified in Nature. The earliest elements form from nucleogenesis to produce the essential element for life, carbon. The carbon in our bodies may be up to 10 billion years old, a staggering fact. Carbon is the fourth most common and abundant element after hydrogen, helium, and oxygen. This is important because it tells us that the Universe is full of huge amounts of carbon which increases the likelihood of life forming anywhere in the Universe.

Since Carbonology theorizes that all living things are naturally forming entities from carbon through a process of hybridized covalence to form larger, more complex forms, the huge carbon abundance suggests the Universe is teeming with life. It is also worth reminding ourselves that although I feel that life is a widespread event in the Universe, it will still be very, very dilute and form on small planetary islands in the Universe. It is amazing to me that when I observe the night sky, I imagine that wherever I look, I believe I am looking at life. So again, life is very common in the Universe. However, most of it may never get any more developed than simple cells or even fundamental biochemicals such as amino acids, which we know form naturally from an extra-terrestrial source. From the Carbonology perspective, life first bounced into the Universe when carbon atom number one formed in a dying star over 10 billion years ago. At that point, I consider life to be on its way with the carbon pattern of life being established in the Universe. The explosive nature of a supernova forms the other heavier elements required for life, such as nitrogen, sulphur, calcium, sodium, fluorine, iodine, and chlorine. Water is, of course, the essential ingredient for life; oxygen forms in dying stars, which form water by combustion reactions in the coldness of space with hydrogen. The water in our bodies may also be 10 billion years old and came to Earth from comets due to the continuous bombardment component of the solar accretion disk, which formed our Solar System. The Solar System formed over billions of years as the dust and gases in our Solar System coalesce into planets and moons as electromagnetic (electrostatic) and gravitational forces pull dust into large, accumulated structures such as moons and planets. The remainder of these early building blocks still exists in the Asteroid belt and Kuiper belt.

The Earth is 4.5 billion years old, and life forms after approximately 1 billion years. During this time, the Earth was bombarded by asteroids and meteorites, so its surface and early geological properties were needed to stabilize the Earth's crust and emerging atmosphere. Early life was in the form of simple carbon-based molecules such as methane, the simplest of organics, carbon dioxide (the fundamental contributing element of life) and ammonia. The

Carbonomics - The Non-Computable Physics of Carbonological Life.

Miller Urey experiments explain how the process of simple organic compounds, such as amino acids, form naturally in the oceans of the Earth. Below is a detailed description of the formation of the Universe and carbon and the other elements of life.

1. The Big Bang was 13.77 billion years ago.
2. Quantum gravity wall. Space-time description breaks down at 10^{-43} seconds.
3. Grand unification transition. Electroweak and the strong nuclear force differentiate (inflation). 10^{-35} seconds.
4. Electroweak transition. Electromagnetic and weak nuclear forces first differentiate, supersymmetry breaking 0.01 nanoseconds.
5. Quark-hadron transition. Protons and neutrons formed in 1 microsecond.
6. Nucleosynthesis. The death of a star creates light elements, and carbon and life enter the Universe. And **Carbolife** truly begins. Nuclear fusion formed after 0.01 seconds.
7. Matter domination. The onset of gravitational collapse at 5000 years.
8. Recombination. Atoms form relic radiation decouples (CMB) at 400,000 years.
9. Galaxy formation era. Earliest visible galaxies at 700 million years.
10. Acceleration. Dark energy dominates solar systems, and accretion (build-up) and star formation peak at 11 billion years.
11. Today carbon has been evolving and accumulating for over 3 billion years to produce life on Earth 10.77 billion years after the Big Bang, which is easily sufficient time for complex life to evolve.

