

Name

Grade

A B C D E F G H I J K L M N O P Q R S T U V W X Y Z

Practice Page

Handwriting practice lines consisting of solid top and bottom lines with a dashed midline, repeated 10 times below the title.

Cursive
Alphabet
Worksheets

CAPITAL LETTERS IN CURSIVE

A B C D E F G

H I J K L M N

O P Q R S T U

V W X Y Z

NOTE: Trace over the dotted letters on the following pages then try writing the letters on your own in the blank space areas.

There are additional blank lined pages at the end of this workbook for more practice time.

lowercase letters in cursive

a b c d e f g h

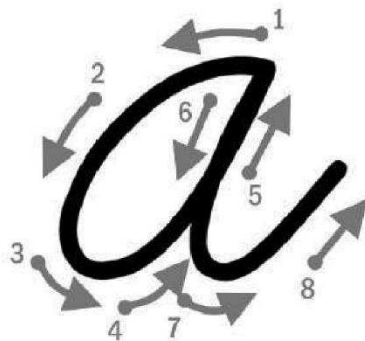
i j k l m n o

p q r s t u v

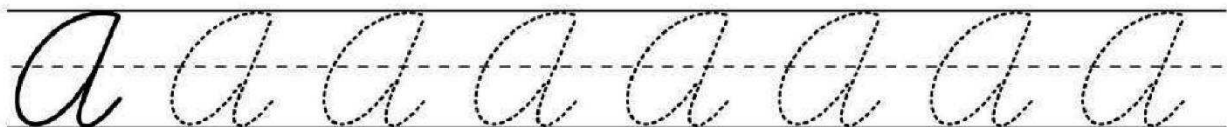
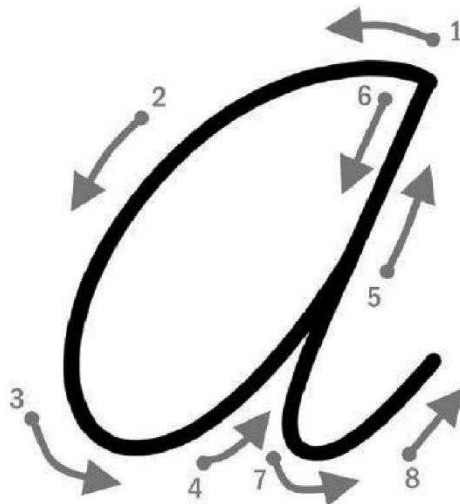
w x y z

A B C D E F G H I J K L M N O P Q R S T U V W X Y Z

How to write cursive *a* (small):



How to write cursive *A* (capital):



a a a a a a a a

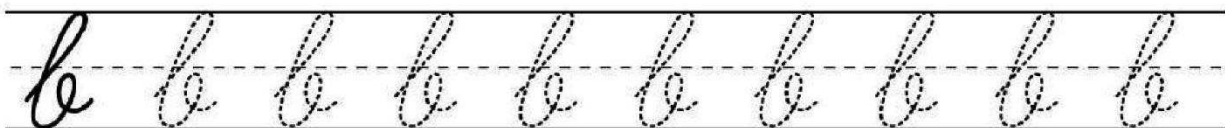

a a a a

a a a a a a a a a a

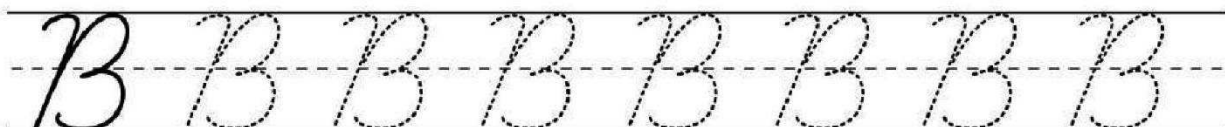
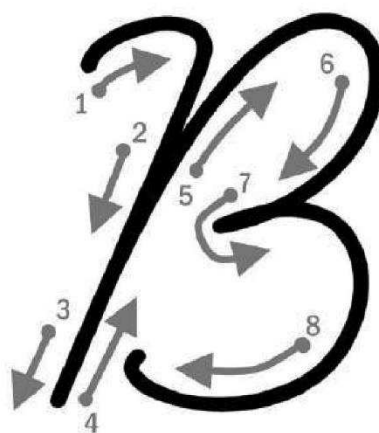
a a a a

A B C D E F G H I J K L M N O P Q R S T U V W X Y Z

How to write cursive *b* (small):



How to write cursive *B* (capital):



B B B B B B B B B

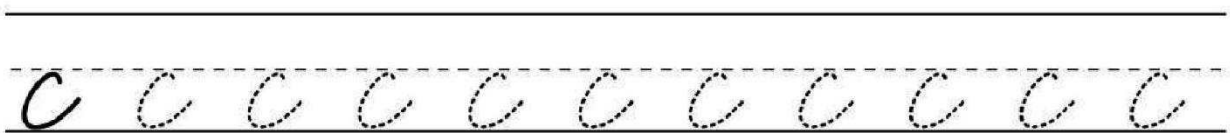
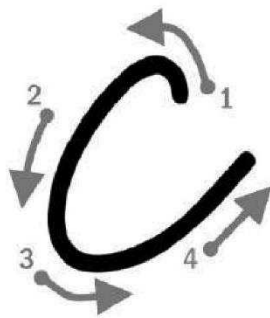
B B B B

b b b b b b b b b b

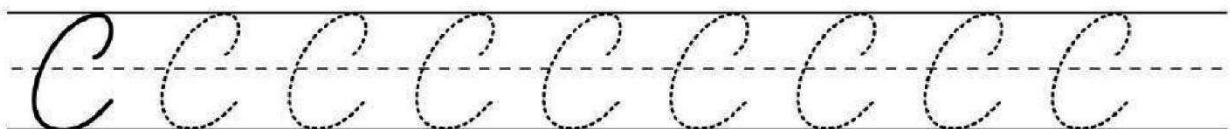
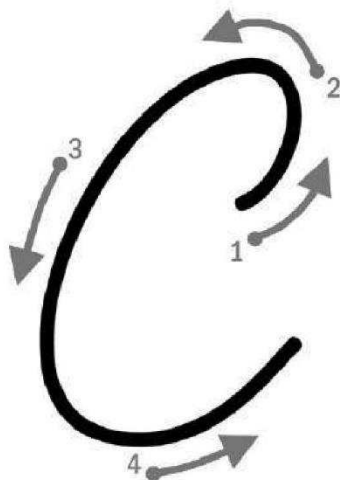
b b b b

A B C D E F G H I J K L M N O P Q R S T U V W X Y Z

How to write cursive *c* (small):



How to write cursive *C* (capital):



c c c c c c c c c c

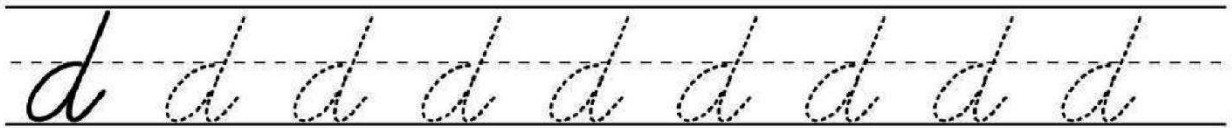
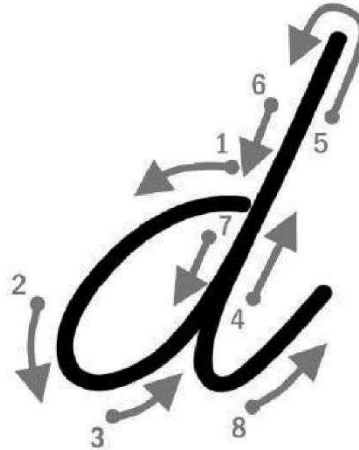
c c c c

c c c c c c c c c c c c

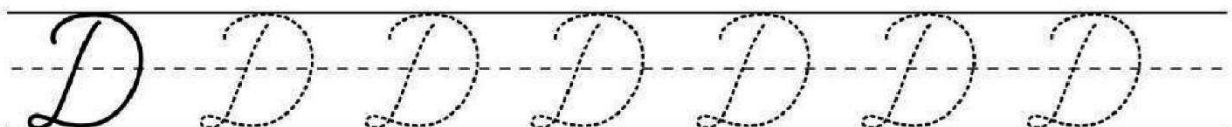
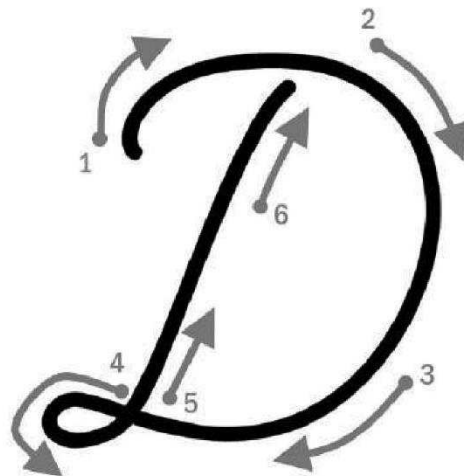
c c c c

A B C **D E F G H I J K L M N O P Q R S T U V W X Y Z**

How to write cursive *d* (small):



How to write cursive *D* (capital):



D D D D D D D D


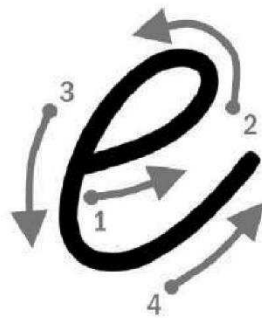
D D D D

d d d d d d d d d d

d d d d

ABCDEF GHIJKLMNOPQRSTUVWXYZ

How to write cursive *e* (small):



How to write cursive *E* (capital):

