

# **Mediterranean Diet Air Fryer Cookbook for Beginners (UK Edition)**

**120+ Easy, Healthy & Time-Saving Recipes for Quick Meals at Home  
Includes a 30-Day Meal Plan and Weekly Shopping Lists — Works  
with Any Air Fryer**

**Rita Becker**

**Copyright © 2025 By Rita Becker. All rights reserved.**

No part of this book may be reproduced, transmitted, or distributed in any form or by any means without permission in writing from the publisher, except in the case of brief quotations embodied in critical articles or reviews.

### **Legal & Disclaimer**

The content and information contained in this book has been compiled from reliable sources, which are accurate based on the knowledge, belief, expertise and information of the Author. The author cannot be held liable for any omissions and/or errors.



# TABLE OF CONTENTS

## **INTRODUCTION.....5**

Mastering the Basics of Your Air Fryer..... 6

The Core Ingredients of the Mediterranean Diet..... 10

## **CHAPTER 2: 30-DAY MEAL PLAN..... 14**

### **CHAPTER 3: BREAKFASTS: High-Protein & Satisfying Breakfasts..... 17**

Protein Omelet with Ricotta and Spinach.. 17

Frittata with Salmon and Spinach..... 17

Baked Tomatoes with Egg and Basil..... 18

Mediterranean Shakshuka in Air Fryer.. 18

Omelet with Hummus and Paprika..... 19

Avocado Toast with Cottage Cheese & Smoked Salmon..... 19

Cottage Cheese Pancakes with Honey. 20

Pita with Scrambled Eggs & Feta..... 20

### **CHAPTER 4: BREAKFASTS: Whole-Grain & Nutritious Breakfasts..... 21**

Spiced Buckwheat Pancakes..... 21

Greek Muffins with Feta and Herbs..... 21

Buckwheat Pancakes with Walnuts..... 22

Air-Fried Greek Yogurt Granola Bowl.... 22

Whole-Grain Toast with Avocado and Egg 23

Buckwheat Porridge with Almonds..... 23

Oat Bars with Dates..... 24

Flaxseed Porridge with Walnuts..... 24

### **CHAPTER 5: BREAKFASTS: Fruity & Light Breakfasts..... 25**

Apple & Cinnamon Pancakes with Greek Yogurt..... 25

Baked Apples with Anise Syrup..... 25

Nut Muffins with Figs..... 26

Almond & Berry Air-Fried Muffins..... 26

Air-Fried Warm Fruit Salad with Yogurt Dressing..... 27

Almond Flour Pancakes with Berries.... 27

Baked Bananas with Nuts..... 28

Blueberry Bowl with Honey and Almonds.. 28

Baked Pear with Greek Yogurt..... 29

Air Fryer Pineapple Skewers..... 29

### **CHAPTER 6: LUNCH: Mediterranean Dips & Spreads..... 30**

Air Fryer Roasted Hummus with Paprika.. 30

Greek Tzatziki Dip with Fresh Herbs..... 30

Roasted Red Pepper and Walnut Dip... 31

Baba Ganoush (Smoky Eggplant Dip)... 31

Roasted Garlic and Herb Aioli..... 32

Olive Tapenade with Capers and Garlic 32

Lemon-Garlic White Bean Dip..... 33

Cucumber Yogurt & Mint Sauce..... 33

Sun-Dried Tomato and Basil Pesto..... 34

Whipped Feta with Honey and Thyme.. 34

### **CHAPTER 7: LUNCH: Crunchy & Crispy Mediterranean Snacks..... 35**

Air-Fried Zucchini Chips..... 35

Crispy Chickpeas with Paprika..... 35

Baked Falafel Bites..... 36

Eggplant Fries with Garlic Aioli..... 36

Butternut Squash Wedges with Rosemary 37

Crispy Halloumi Bites with Honey Drizzle.. 37

Spiced Cauliflower Nuggets..... 38

Crispy Carrot Fries with Yogurt Dip..... 38

Pita Chips with Za'atar and Olive Oil.... 39

Stuffed Peppers with Hummus & Feta.. 39

### **CHAPTER 8: LUNCH: Roasted Vegetables & Light Side Dishes..... 40**

Air-Fried Greek Lemon Potatoes..... 40

Balsamic-Roasted Brussels Sprouts.... 40

Spinach & Feta Stuffed Mushrooms..... 41

Garlic-Parmesan Green Beans..... 41

Roasted Eggplant with Herbs..... 42

Asparagus with Lemon & Parmesan.... 42

Crispy Roasted Artichoke Hearts..... 43

Grilled Halloumi and Tomato Skewers... 43

Roasted Mediterranean Vegetables..... 44

Air-Fried Fennel with Olive Oil & Parmesan..... 44

### **CHAPTER 9: SNACK: Baked Fruits & Naturally Sweet Treats..... 45**

Honey Roasted Peaches with Almonds 45

|   |           |
|---|-----------|
| Air-Fried Citrus Salad with Caramelized Almonds.....              | 45        |
| Air-Fried Dates with Almond Butter and Coconut.....               | 46        |
| Air-Fried Bananas with Chocolate.....                             | 46        |
| Air-Fried Spiced Pear Chips.....                                  | 47        |
| Air-Fried Chickpea Fritters with Sauce..                          | 47        |
| Caramelized Oranges with Pistachios... 48                         | 48        |
| Roasted Apricots with Ricotta and Honey. 48                       | 48        |
| Air-Fried Grapefruit & Feta Salad.....                            | 49        |
| Air-Fried Pineapple with Lime.....                                | 49        |
| <b>CHAPTER 10: SNACK: Cakes, Muffins &amp; Pastries.....</b>      | <b>50</b> |
| Olive Oil and Almond Flour Cake.....                              | 50        |
| Greek Yogurt Lemon Muffins.....                                   | 50        |
| Whole-Wheat Honey and Walnut Cake.                                | 51        |
| Orange and Almond Flour Cake.....                                 | 51        |
| Air-Fried Baklava Bites.....                                      | 52        |
| Pistachio and Rosewater Cupcakes.....                             | 52        |
| Apple and Cinnamon Muffins.....                                   | 53        |
| Tahini and Date Mini Cakes.....                                   | 53        |
| Flourless Chocolate Hazelnut Brownies                             | 54        |
| Air-Fried Date & Walnut Cake.....                                 | 54        |
| <b>CHAPTER 11: SNACK: Cookies, Bars &amp; Crunchy Treats.....</b> | <b>55</b> |
| Air-Fried Almond Biscotti.....                                    | 55        |
| Honey and Oat Granola Bars.....                                   | 55        |
| Sesame Tahini Cookies.....  | 56        |
| Air-Fried Pistachio and Fig Bites.....                            | 56        |
| Crispy Cinnamon Chickpea Snacks.....                              | 57        |
| Greek Honey and Sesame Paste Bars..                               | 57        |
| Coconut and Dark Chocolate Macaroons..                            | 58        |
| Air-Fried Whole-Wheat Shortbread.....                             | 58        |
| Date and Walnut Bars.....   | 59        |
| Hazelnut and Cocoa Bliss Balls.....                               | 59        |
| <b>CHAPTER 12: DINNER: Poultry &amp; Meat Dishes</b>              | <b>60</b> |
| Greek Lemon Chicken Skewers.....                                  | 60        |
| Mediterranean-Spiced Turkey Meatballs...                          | 60        |
| Air-Fried Chicken Breast with Garlic.....                         | 61        |
| Lamb Kofta with Mint Yogurt Sauce.....                            | 61        |
| Rosemary Lemon Chicken Thighs.....                                | 62        |

|  |    |
|--|----|
| Beef Kebab with Peppers and Onions..               | 62 |
| Herb-Crusted Pork Tenderloin.....                  | 63 |
| Spicy Moroccan Chicken Wings.....                  | 63 |
| Air-Fried Stuffed Chicken with Spinach & Feta..... | 64 |
| Air-Fried Lamb Chops with Garlic & Herbs           | 64 |





**CHAPTER 13: DINNER: Fish & Seafood Dishes.....** **65**

|   |    |
|---|----|
| Air-Fried Mediterranean Baked Cod.....  | 65 |
| Garlic Butter Shrimp Skewers.....       | 65 |
| Air-Fried Salmon with Lemon & Dill..... | 66 |
| Mediterranean-Style Seared Tuna Steak.. | 66 |
| Baked Snapper with Tomatoes & Olives... | 67 |
| Air-Fried Fish with Lemon & Capers..... | 67 |
| Garlic Butter Scallops with Herbs.....  | 68 |
| Stuffed Sole with Spinach and Feta..... | 68 |
| Steamed Mussels in Air Fryer.....       | 69 |
| Air-Fried Sardines with Lemon.....      | 69 |

**CHAPTER 14: DINNER: Vegetarian & Plant-Based Mains.....** **70**

|   |    |
|---|----|
| Air-Fried Quinoa Stuffed Peppers.....     | 70 |
| Eggplant Parmesan (Healthy Version)..     | 70 |
| Roasted Cauliflower with Tahini.....      | 71 |
| Baked Falafel Pita with Tzatziki Sauce..  | 71 |
| Air-Fried Halloumi and Zucchini Skewers.. | 72 |
| Chickpea and Spinach Stew.....            | 72 |
| Stuffed Portobello with Feta & Herbs....  | 73 |
| Zucchini Noodles with Garlic Mushrooms.   | 73 |
| Crispy Tofu with Mediterranean Spices.    | 74 |
| Roasted Vegetable and Hummus Bowl.        | 74 |

**CHAPTER 15: BONUSES.....** **75**

|   |    |
|---|----|
|  UK Grocery Shopping List for Days 1–7 (For 2 People).....   | 75 |
|  UK Grocery Shopping List for Days 8–14 (For 2 People).....  | 75 |
|  UK Grocery Shopping List for Days 15–21 (For 2 People)..... | 76 |
|  UK Grocery Shopping List for Days 22–30 (For 2 People)..... | 77 |

# INTRODUCTION

Just bought an Air Fryer and unsure what to do next? You're not alone. Many start off excited by the idea of crispy fries or juicy chicken cooked in minutes—only to end up stuck making the same dishes.

Maybe you've tried a few recipes, but the results were underwhelming—uneven cooking, dryness, or missing that irresistible flavor. Perhaps you're thinking, *"This should be easier—why isn't it?"*

If you're aiming for healthier meals but feel overwhelmed by complicated routines, this book is for you. Here, you'll find simple, flavorful recipes that are quick, easy, and perfect for a healthier lifestyle.



## Why This Book Is Your Ultimate Air Fryer Guide

This book isn't just a collection of recipes—it's your go-to companion for

mastering the art of healthy, hassle-free cooking with an Air Fryer. Whether you're new to this handy appliance or someone who's already dabbled but wants to get more from it, *The Essential Air Fryer Mediterranean Diet Cookbook UK* will help you unlock the full potential of your air fryer.

### Here's what you'll find inside:

- **A clear, beginner-friendly guide to using your Air Fryer** – Learn how it works, how to care for it, and how to avoid common mistakes that lead to disappointing results.
- **Over 100 delicious, easy-to-follow recipes** – From quick breakfasts and satisfying main courses to light snacks and indulgent desserts, there's something for every craving.
- **A focus on the Mediterranean diet** – Known for being one of the healthiest eating patterns in the world, this diet emphasizes whole foods, heart-healthy fats, lean proteins, and plenty of fresh vegetables. And the best part? It's all designed for the convenience of your Air Fryer.

Imagine being able to whip up a crispy batch of lemon-herb chicken skewers, bake fluffy vegetable frittatas for breakfast, or enjoy a guilt-free dessert like dark chocolate avocado mousse—all with minimal oil and maximum flavor.

### Why Trust This Book?

I didn't just fall in love with air frying overnight. Like many others, I started out

skeptical, thinking it was just another kitchen fad. But as I began experimenting, I discovered how versatile and life-changing this tool can be. It wasn't just about making healthier meals—it was about making cooking easier, faster, and genuinely enjoyable.

Pairing the convenience of air frying with the wholesome principles of the Mediterranean diet seemed like a natural fit. After all, Mediterranean cuisine is celebrated for its focus on fresh ingredients, vibrant flavors, and balanced nutrition. Merging these two worlds creates something truly powerful: quick, healthy meals that don't sacrifice taste.

This book is the result of countless hours spent developing recipes that are simple enough for beginners yet exciting enough for experienced home cooks. My mission is to show you that healthy cooking doesn't have to be boring, complicated, or time-consuming.

### **What Can You Expect From This Book?**

In the chapters ahead, we'll dive into everything you need to transform the way you cook:

## **Mastering the Basics of Your Air Fryer**

An air fryer can quickly become your best friend in the kitchen—but only if you know how to use it to its full potential. While it might look like a fancy countertop gadget, it's much more than that. Once you understand how it works and learn a few essential tricks,

- You'll **master the basics** of using your air fryer—no guesswork, no frustration.
- You'll explore **Mediterranean staples** and learn how to stock your pantry for success.
- You'll discover **quick, nutritious recipes** designed to make mealtime easy and enjoyable.
- You'll find **pro tips and tricks** for achieving perfect results every time—crispy, golden, and delicious.

By the end of this book, your air fryer won't just be another gadget collecting dust on your countertop—it'll become your go-to kitchen companion. You'll feel confident experimenting with new recipes, trying out different flavors, and cooking meals that nourish your body without sacrificing taste.

### **Ready to Get Cooking?**

Whether you're here to lose weight, eat healthier, or simply make cooking easier, this book is designed to help you succeed. Get ready to transform your everyday meals with recipes that are quick, easy, and bursting with Mediterranean goodness.

So, let's dive in and get that air fryer working for you. The journey to healthier, tastier meals starts now!

you'll realize how effortless and enjoyable healthy cooking can be.

In this chapter, we'll dive into everything you need to know to become confident using your air fryer—from how it functions to the best tips for getting perfect results every time. Think of this as your ultimate guide to

unlocking the magic behind this modern kitchen marvel.



## How Does an Air Fryer Work?

At first glance, an air fryer might seem like a small oven or a turbocharged toaster, but the technology behind it is actually quite brilliant.

The magic of an air fryer lies in a cooking method called **rapid air circulation**. Here's how it works:

1. **Heating Element:** Inside the air fryer, a powerful heating element quickly warms the air.
2. **Fan System:** A fan circulates this hot air rapidly around the food, creating a convection effect that cooks the food evenly and quickly.
3. **Crisping Effect:** The high-speed air circulation crisps the outer layer of the food while keeping the inside tender and juicy—just like deep-frying but without the need for excessive oil.

This method allows you to achieve that crave-worthy crispy texture without submerging your food in oil. The result?

Delicious meals that are lower in fat and calories but just as satisfying.

## Essential Functions of Your Air Fryer

Before you start cooking, it's important to familiarize yourself with the key functions of your air fryer. While specific models might vary, most air fryers share these common features:

1. **Temperature Control:** Allows you to set the ideal temperature (usually between 80°C and 200°C) depending on the recipe.
2. **Timer:** Lets you set the cooking time. Most air fryers offer up to 60 minutes, while some advanced models have longer timers or even keep-warm functions.
3. **Basket or Tray:** This is where the magic happens—your food goes into the basket, which allows hot air to circulate evenly.
4. **Preheat Function:** Some models allow preheating, similar to an oven. This feature helps achieve an even cook, especially for meat and baked goods.
5. **Shake or Turn Reminder:** Certain air fryers include alerts that remind you to shake or flip the food halfway through cooking for even crispiness.

Mastering these basic functions will set you up for air frying success from the very beginning.

## Must-Have Air Fryer Accessories

One of the best things about air fryers is their versatility. With the right accessories, you can expand your culinary possibilities beyond just fries and chicken wings. Here

are some essential tools that every air fryer enthusiast should consider:

1. **Racks:** Great for cooking multiple layers at once—perfect for family meals.
2. **Baking Pans:** Ideal for cakes, quiches, or anything with a batter base. Look for pans designed to fit your air fryer's size.
3. **Silicone Moulds:** Perfect for making muffins, egg bites, or even mini desserts.
4. **Grill Pans:** Adds those coveted grill marks and enhances flavors, especially for meat and vegetables.
5. **Tongs:** A must for safely removing hot food without damaging the basket or scratching the non-stick surface.
6. **Oil Sprayer:** Even though air fryers require little oil, a sprayer ensures a light, even coating for extra crispiness.

Investing in these accessories can transform your air fryer into a multi-functional kitchen powerhouse.

### **Secrets for Perfect Results Every Time**

Using an air fryer might seem straightforward, but there are a few golden rules for getting consistently excellent results. Here are the top tips you need to know:

1. **Preheat When Necessary**
  - Preheating your air fryer ensures that the cooking environment is hot enough for that golden, crispy texture from the start. It's especially useful for meats and baked dishes.
2. **Don't Overcrowd the Basket**

- Air needs to circulate around your food to cook evenly. Overcrowding will result in soggy spots and uneven cooking. When cooking for a crowd, do it in batches for better results.
3. **Use Minimum Oil**
    - A light spray of oil is often enough to achieve a crispy finish. Adding too much oil can lead to greasy results and diminish the health benefits of air frying.
  4. **Shake or Flip Halfway Through**
    - For foods like fries, vegetables, or nuggets, shaking or flipping halfway through ensures even cooking on all sides.
  5. **Adjust Temperature and Time Based on Food Thickness**
    - Thicker cuts of meat or larger vegetables may require a lower temperature for a longer time to cook thoroughly without burning the outside.
  6. **Use Parchment Paper with Caution**
    - Only use parchment paper when food is already in the basket to prevent it from flying into the heating element.
  7. **Rest Meats After Cooking**
    - Allowing meat to rest for a few minutes after cooking helps juices redistribute, making every bite tender and flavorful.

### **How to Clean and Maintain Your Air Fryer Properly**

Keeping your air fryer clean isn't just about hygiene—it also prolongs the lifespan of your appliance and ensures the best cooking results. Here's how to do it the right way: