

CONTENTS

	Hoe werk je met Library?	4			
1	HOME	6	5	MEDIA SKILLS	180
	A In and around the House	8		A What's in the Media?	182
	B Please, Come In	20		B Asking Some Questions	192
	C Welcome to My Neighbourhood	29		C Be Critical	201
	D The Real Deal	36		D The Real Deal	210
	Words and Phrases	38		Words and Phrases	212
	Get Ready for the Test	41		Get Ready for the Test	215
	Test Yourself	42		Test Yourself	216
2	ANIMALS	50	6	HEALTH CARE	224
	A Domestic Animals	52		A What's Wrong?	226
	B The Zoo's Wildlife	65		B Accidents Happen	236
	C Animals in Trouble	73		C Emergency Services	248
	D The Real Deal	80		D The Real Deal	254
	Words and Phrases	82		Words and Phrases	256
	Get Ready for the Test	85		Get Ready for the Test	259
	Test Yourself	86		Test Yourself	260
3	TRAVEL THE WORLD	94	7	VLOG YOUR LIFE	268
	A Why and Where To Travel	96		A This Is My Life	270
	B Where To Stay	107		B Setting Up Your Channel	280
	C Practicalities of Travelling	117		C Making Money	289
	D The Real Deal	124		D The Real Deal	298
	Words and Phrases	126		Words and Phrases	300
	Get Ready for the Test	129		Get Ready for the Test	303
	Test Yourself	130		Test Yourself	304
4	HEROES	138		Irregular Verbs	312
	A Superheroes and Villains	140		Index	319
	B History's Heroines	150			
	C Who's Your Hero?	161			
	D The Real Deal	168			
	Words and Phrases	170			
	Get Ready for the Test	173			
	Test Yourself	174			

Hoe werk je met Library?

Dit jaar werk je met **Library deel 2 (t)-havo-vwo**.

Het leerwerkboek bevat zeven hoofdstukken. In elk hoofdstuk staat een ander thema centraal.

Op de eerste pagina van elk hoofdstuk lees je in het kort waar het hoofdstuk over gaat.

Op de tweede pagina van elk hoofdstuk lees je wat je doet en leert.

Ook vind je er een overzicht van de onderdelen van het **Europees**

Referentie Kader waar je in het hoofdstuk aan werkt.

Het Europees Referentie Kader is een beschrijving van taalvaardigheden in verschillende niveaus.

In een hoofdstuk van **Library** kom je verschillende onderdelen tegen.



De onderdelen **A**, **B** en **C** bevatten de opgaven die je maakt en de bronnen en theorie die je daarbij gebruikt. In de opgave lees je wat je moet doen en welke bron of theorie je daarbij moet gebruiken. De bronnen herken je aan het blauwe kleurvlak, de theorie aan het gele kleurvlak.

De theorie wordt ook vaak uitgelegd in een filmpje. Die filmpjes vind je in de onlineversie van Library.

Er zijn verschillende **leerroutes** door de onderdelen A, B en C die je kunt volgen. Je kunt alle opgaven maken. Je kunt de opgaven met een gele punt ● of met een blauwe punt ● maken.

Je docent geeft aan wat je gaat doen.

In onderdeel **D** laat je zien dat je kunt toepassen wat je in deel **A**, **B** en **C** hebt geleerd.



D THE REAL DEAL

45 Watch **Elizabeth Receives an Award** and fill in the missing words from the summary. Elizabeth is awarded the - 1 - for making the community

Daarna volgt de lijst met **Words & Phrases** met de belangrijkste woorden uit het hoofdstuk.

Je leest er de Nederlandse vertaling en ziet hoe het woord in een zin gebruikt kan worden.

Verschillende icoontjes vertellen je iets over de opgave.

geeft aan dat je bij deze opgave samenwerkt.

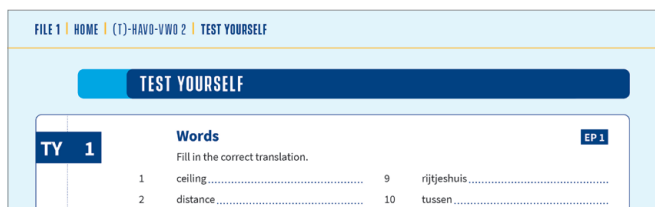

geeft aan dat je een videofragment bekijkt.

geeft aan dat je op het internet gaat zoeken naar informatie.

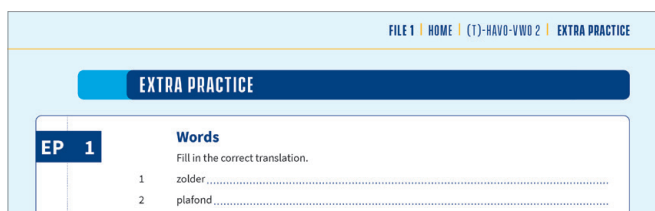
geeft aan dat je naar een geluidsfragment gaat luisteren.

In **Get Ready for the Test** ga je na wat je geleerd hebt. Je ziet er ook welke opgaven online voor je klaarstaan als je met **Extra Practice** of **Extra Challenge** aan de slag wilt.

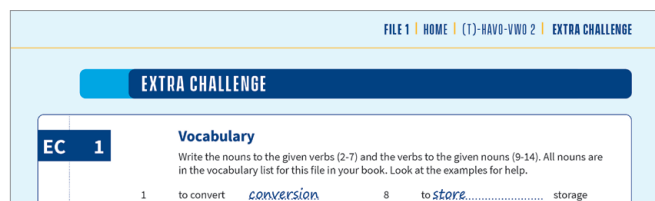
In **Test Yourself** **TY 1** controleer je of je goed voorbereid bent op het maken van de toets over het hoofdstuk. Bij elke opgave staat een verwijzing **EP 1 & 2** naar één of meer opgaven van **Extra Practice**.



In **Extra Practice** oefen je de onderdelen die je nog niet goed beheerst. Je vindt deze opgaven in de onlineversie van de methode.



Extra Challenge bevat uitdagende opdrachten die je kunt maken als je geen **Extra Practice** nodig hebt. Je vindt deze opgaven in de onlineversie van de methode.



Online vind je de filmpjes bij de theorie en tips en oefeningen voor de uitspraak. Natuurlijk kun je alle opgaven ook online maken.

In **Grammar 2** vind je extra oefenmateriaal bij de grammatica en een herhaling van de theorie van jaar 2. In **Fiction 2** ontdek je meer Engelstalige fictie. Je werkt verder aan je fictiedossier.



1 HOME



Some people live in giant apartments and others live in tiny houses. Where do you live? What type of house do you live in? What does your room look like?

Most people move to a neighbourhood they like and which has great activities to offer. What can you do in the area you live in? Let's go and find out about your classmates' homes and neighbourhoods, living in a tiny house and building a tree house.

This Is What You Will Do

You will get to know your way around different types of houses and gardens. You will describe various aspects of houses, for example the bathroom and kitchen. You will describe what your room looks like, as well as the other rooms in your house. You will also learn about activities you can do in the neighbourhood to strengthen the feeling of community.



This Is What You Will Need

You will need:

- information about your neighbourhood;
- a dictionary;
- your creativity;
- a design program or app on your computer.

This Is What You Will Learn

You will learn how to:

- use the present simple in sentences;
- build sentences correctly;
- describe things in and around the house;
- talk about possessions;
- describe your neighbourhood;
- use the correct question words.

ERK

Je werkt vooral aan de volgende onderdelen:

- luisteren op A2- en B1-niveau: je kunt hoofdpunten begrijpen en informatie onderscheiden zolang er in duidelijke standaardtaal wordt gesproken over onderwerpen uit het dagelijks leven, zoals over de kamers van het huis en de omgeving waar je woont;
- lezen op A2-niveau: je kunt hoofdlijnen van teksten over alledaagse onderwerpen zoals huistypes, rondleidingen in huizen en omschrijvingen van activiteiten in de omgeving begrijpen;
- schrijven op A2-niveau: je kunt in korte, eenvoudige zinnen over vertrouwde onderwerpen schrijven, zoals je eigen huis of een jeugdactiviteit;
- spreken op A2-niveau: je kunt een korte presentatie houden over een vertrouwd onderwerp, zoals een zelfontworpen ruimte en daar vragen over beantwoorden;
- gesprekken voeren op A2-niveau: je kunt informatie uitwisselen over alledaagse en persoonlijke zaken, zoals waar je woont en hoe je huis eruitziet.

A IN AND AROUND THE HOUSE



1

Watch **British House Tour**. What rooms do these sentences describe?

- | | | | |
|----|---|---|-----------------------|
| 1 | There are a lot of bags and coats here. | A | bathroom |
| 2 | The stairs start in this room. | B | en suite bathroom |
| 3 | In this room there are couches, a coffee table and a telly. | C | guest bathroom |
| 4 | There are computers in this room, this is where dad works. | D | guest bedroom |
| 5 | The sun is shining in so this room is bright. | E | hallway |
| 6 | A good size room with a walk-in shower and a towel bar close to the radiator. | F | kitchen |
| 7 | There is a bunkbed in this room. | G | living room |
| 8 | This is a big room with a double bed, a wardrobe and an en suite. | H | master bedroom |
| 9 | A room next to the bedroom with a shower(cubicle), a loo and a basin. | I | office and craft room |
| 10 | This room is on the top floor with a shower in the bath. | J | the boys' room |
| 11 | This room is bright because of a skylight. | K | top floor landing |
| 12 | This room has a single bed. | L | vestibule |

1	2	3	4	5	6	7	8	9	10	11	12



2

Watch **British House Tour** again. Indicate if the statements are **true** or **false**.

- | | | |
|----|---|---------------------|
| 1 | The woman likes the tiled floor. | True / False |
| 2 | This house has high ceilings. | True / False |
| 3 | The fridge is in the right spot. | True / False |
| 4 | The woman likes the bay window. | True / False |
| 5 | The woman is going to do a cellar tour later. | True / False |
| 6 | The house feels spacious because of the skylight in the stairway. | True / False |
| 7 | The bathroom is big for British standards. | True / False |
| 8 | The master bedroom used to be two rooms but it was changed to fit in an en suite. | True / False |
| 9 | The extra kitchen / living room on the top floor was used by a brother-in-law. | True / False |
| 10 | The top floor landing is nice and bright because of the LED lights. | True / False |
| 11 | The guest bedroom is occupied at the moment. | True / False |
| 12 | The top floor is under the eaves but it still has full height ceilings. | True / False |

3

Read **The Present Simple** and complete these sentences.

- 1 Coming in the front door we have the vestibule where we our coats. (hangen)
- 2 We're going to the hallway, the stairs ahead where you pictures. (zien)
- 3 The living room has a random fridge in the corner, which really me. (irriteren)
- 4 We have double doors here which we can (dichtdoen)
- 5 There are some of my favourite photos, I them. (houden van)
- 6 There too many stairs in this house. (zijn)
- 7 Daniel to move out because he is tired of Noah's bedtime antics. (willen)
- 8 Then we up more stairs to the top floor. (gaan)
- 9 The landing is nice and bright because the skylight down. (schijnen)
- 10 This is the guest bedroom which Daniel now in. (slapen)

The Present Simple

Je gebruikt de present simple als er sprake is van een feit, een gewoonte of iets wat vaak voorkomt.

Signaalwoorden voor de present simple zijn onder andere:

always, never, often, sometimes, every day, every week, every year.

My uncle John lives in Ireland.	- Dat is een feit.
We always eat breakfast in the kitchen.	- Dat is een gewoonte.

Bij de persoonlijke voornaamwoorden **he**, **she** en **it** komt er vaak een **-s** achter het werkwoord.

Zodoende verandert de spelling van het werkwoord soms. Bekijk hiervoor het schema hieronder:

Werkwoord	Bevestigend	Ontkennend	Vragend
to be	I am / 'm your neighbour.	I am not / I'm not your neighbour.	Am I your neighbour?
	You are / 're my neighbour.	You are not / aren't / 're not my neighbour.	Are you my neighbour?
	It is / 's an apartment building.	It is not / isn't / 's not a farm.	Is it your house?
to have	You have a nice house.	You don't have a garage.	Do you have an attic ?
	He has a garden.	He doesn't have a playroom.	Does it have an en suite?
to do	She does yoga in her room.	She doesn't do the dishes.	Does she do any painting?
to go	He goes home after school.	He doesn't go to the library.	Does he go ice skating in winter?
to wash	She washes the windows.	She doesn't wash the car.	Does she wash our coats by hand?
to carry	He carries the groceries inside.	He doesn't carry a backpack.	Does he carry your books for you?
overige	I live in a terraced house.	I don't live in the city.	Do I live there alone?
	It comes from Ireland.	It doesn't come from Scotland.	Does it come from Leeds?
	They eat in the kitchen.	They don't eat dinner at the table.	Do they eat at six o'clock?
	He stays in a caravan.	He doesn't stay in a mansion.	Does he stay in a van?

4

Read **The Present Simple**. Translate the sentences.

1 Wij hebben geen garage.

.....

2 Kun je je jas ophangen alsjeblieft?

.....

3 Hij draagt de boodschappentas naar de keuken.

.....

4 De hoofdslaapkamer heeft geen eigen badkamer.

.....

5 Bouwen jullie vaak huizen van Lego?

.....

6 Mijn moeder wast de kleren op zaterdag.

.....

7 Ik maak mijn kamer niet vaak schoon.

.....

8 Het dak lekt als het hard regent.

.....

9 Ik help mijn opa in de zomer in de tuin.

.....

10 Kijkt je zus altijd TV?

.....

5

Answer in English. Use words from the questions to write full sentences.

1 How many rooms are there in your house?

.....

2 How many floors does your house have?

.....

3 Do you have a toilet in your bathroom?

.....

4 How many basins are there in your house?

.....

5 Do you have a bath in the bathroom?

.....

6 How many bookcases are there in your house?

.....



6

Work in a group of three or four and describe the rooms in your house. Describe how many rooms there are and what the rooms are used for.

7

Use **House Types** and complete the sentences below. Use your dictionary and write down the missing words.

- 1 This semi-detached house has the front on the side.
- 2 A cottage has a with flowers and vegetables.
- 3 In a flat you can live on the seventh
- 4 A detached house often has a lot of
- 5 A terraced house doesn't have a
- 6 Most houses are houses.
- 7 The of a cottage can be made of straw.
- 8 This nice flat has a so you can sit outside.
- 9 An end-of-terrace house is often on the of the street.
- 10 A flat often has a roof.



8

Use **House Types**. Each person in your group describes their house type.

- 1 Which type of house do you live in?
- 2 Name characteristics of the house you live in.

House Types



1 Detached House



2 Terraced House



3 Semi-detached House



4 Cottage



5 End-of-terrace House



6 Flat

9

Read **Let Me Show You the House**. Indicate if the statements are **true** or **false**.

- | | | |
|---|---|---------------------|
| 1 | This house is in the heart of the city. | True / False |
| 2 | The house has a real fireplace. | True / False |
| 3 | The kitchen is new. | True / False |
| 4 | You can see the forest from the conservatory. | True / False |
| 5 | When you walk out of the backyard gate, you are in the woods. | True / False |
| 6 | This house isn't suitable for bigger families. | True / False |
| 7 | The master bedroom is on the second floor. | True / False |
| 8 | You can park your car in the garage. | True / False |
| 9 | This house is close to Birmingham. | True / False |

10

Read **Let Me Show You the House**. Find the right words from the text to match the descriptions below.

- | | | |
|----|------------------------------|-------|
| 1 | a road without an exit | |
| 2 | with a lot of room | |
| 3 | room where you sit and relax | |
| 4 | from the present time | |
| 5 | surface you can work on | |
| 6 | a room made of glass | |
| 7 | where you go inside | |
| 8 | on the edge of | |
| 9 | someone who travels to work | |
| 10 | room next to the kitchen | |
| 11 | length from point A to B | |
| 12 | looks the same | |

Let Me Show You the House

Welcome to the outskirts of Loughborough. Let's have a look at a beautiful house. This modern detached family home sits on a quiet dead-end street backing onto Beaumanor woodland. The house has five bedrooms, two en suites and a family bathroom.

Once you enter the house, there is a spacious hallway which leads off to the front room. This room is currently being used as a family room, but it can also be used as a dining room. There is a downstairs washroom with toilets and under stairs storage. The large lounge is a great space in which to relax and it is a good size too, with a featured gas effect fire.



At the rear of the house we have an open plan living space for the dining area and a newly fitted stylish contemporary kitchen area too. It has a double oven, an induction hob, as well as a breakfast bar and an appealing solid oak worktop. The utility room is in a similarly finished state as well. On the back of the house heading from the dining area is a grand conservatory. The conservatory was added three years ago and adds over thirty square metres of living space overlooking the woods at the back.

In fact, the back garden has an added bonus. This is one of the great surprises of this house. The gate at the end of the garden gives you direct access to the beautiful Leicestershire countryside, with Beaumanor woods right here on your doorstep.

Upstairs there are four bedrooms on the first floor. The largest has a study area and its own en suite. One of the rooms has its own dressing room, or kids den as it is now. Besides the bedrooms there is a really good-sized family bathroom with a corner bath and shower which is great for larger families. On the top floor there is our own huge master bedroom complex suite. If you need to work from home there is a study area which leads on to the main bedroom. The en suite has a double shower to relax in.

Downstairs you can see the garage has been converted into somewhere you can come and have some fun with the children or your friends. There is a pool table and a dartboard, so you can really enjoy all that this house has to offer.

So we are on the outskirts of Loughborough, backing onto the beautiful Beaumanor woods with some great local schools for both primary and secondary education. There is a large supermarket just a couple of minutes away as well as the shops in Loughborough itself. This area is a great commuter town with Nottingham, Leicester, and Derby just a short distance away. The train station is just a five minute drive and can get you to London in just over an hour.

