


Dit boek is van:





Verbind van punt naar punt. Ga van 1 naar 2, naar 3 ...





Schrijf alle letters van het alfabet.

a b c d e f

g h i j k l

m n o p q r

s t u v

w x y z





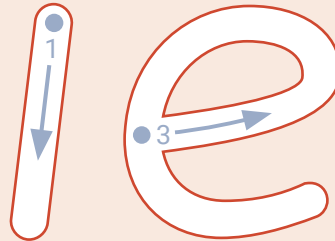

Schrijf de ontbrekende getallen.

The image features four horizontal zigzag banners, each with a different color scheme and pattern. The banners are arranged from top to bottom. The first banner has a green and red pattern and contains the numbers 3, 4, and 7. The second banner has a blue, orange, and pink pattern and contains the numbers 19 and 20. The third banner has a purple, yellow, and teal pattern and contains the numbers 11 and 14. The fourth banner has a pink, green, and red pattern and contains the numbers 8, 9, and 12. Each banner has a series of small dots and a larger number, suggesting a sequence or a missing number in a pattern.

Banner	Color/Pattern	Number 1	Number 2	Number 3
1	Green and Red	3	4	7
2	Blue, Orange, and Pink			19
3	Purple, Yellow, and Teal	11		14
4	Pink, Green, and Red	8	9	12



Schrijf de ie. Omcirkel daarna de plaatjes met ie.





Haal alle kinderen met de bus op.






Schrijf de som op en reken uit.



$$\dots + \dots = \dots$$



$$\dots + \dots = \dots$$



$$\dots + \dots = \dots$$